

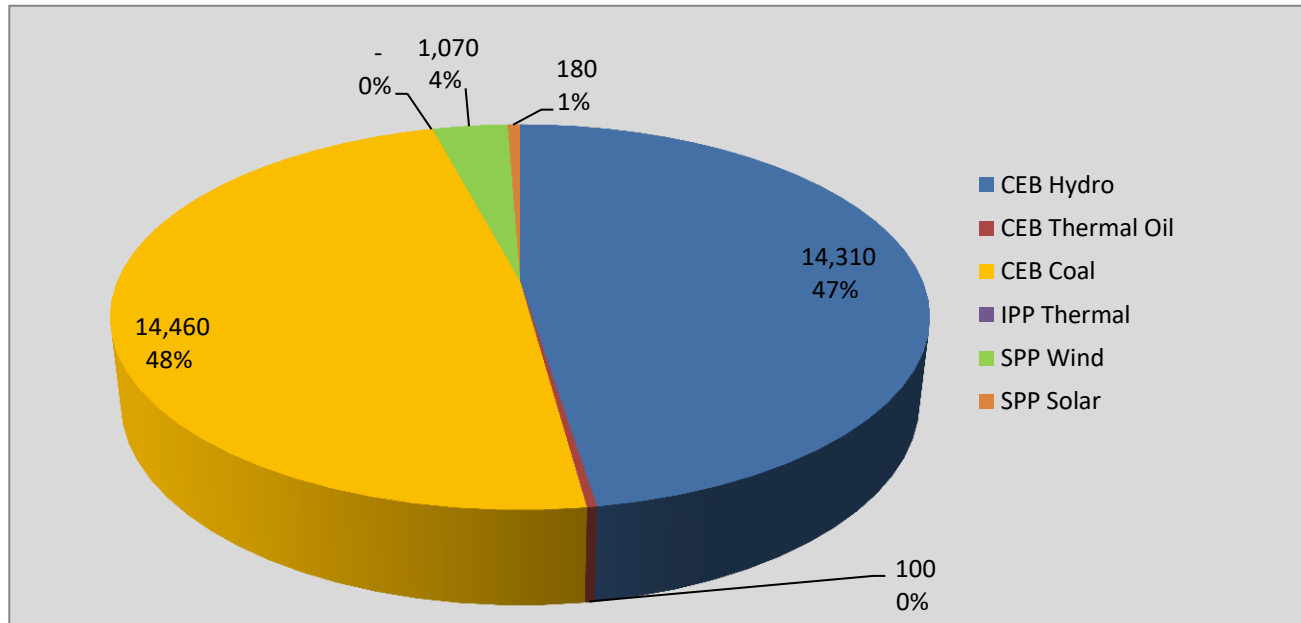
Generation and Reservoirs Statistics

May 15, 2021



PUBLIC UTILITIES COMMISSION OF SRI LANKA

Daily Generation Mix in MWh



Total Generation **32,480 MWh**

Note: Generation from other SPPs (Mini Hydro and Biomass) is not included

Cumulative Dispatch

Note: Generation from other SPPs (Mini Hydro, small scale Solar and Biomass) is not included

For Current Month

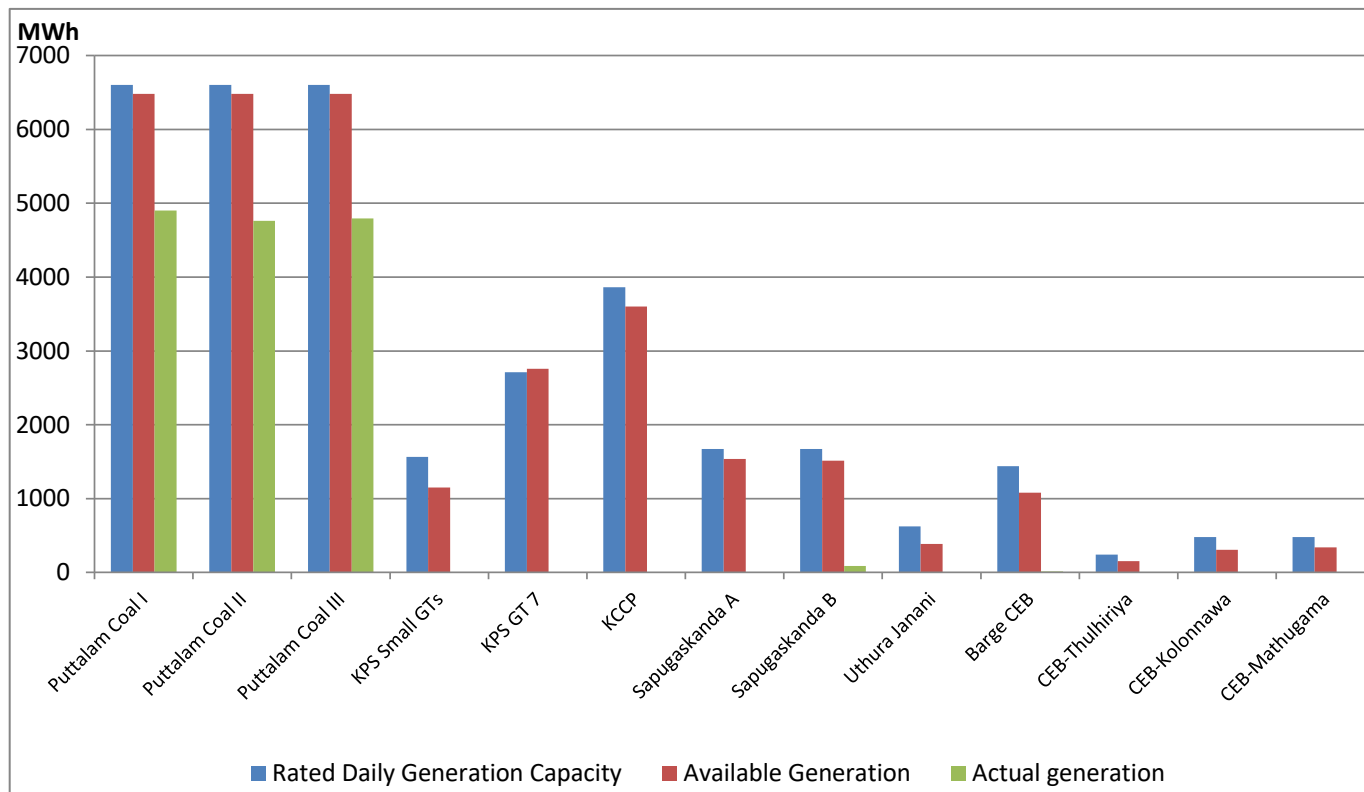
Category	Dispatch (GWh)	
CEB Hydro	207.8	35.63%
CEB Thermal Oil	61.7	10.57%
CEB Coal	271.6	46.56%
IPP Thermal	25.5	4.37%
SPP Wind	4.0	0.68%
SPP Solar	3.6	0.62%
Total	583.3	

For Current Year

Category	Dispatch (GWh)	
CEB Hydro	1,221.6	22.04%
CEB Thermal Oil	670.3	12.09%
CEB Coal	2,536.1	45.76%
IPP Thermal	1,022.4	18.45%
SPP Wind	38.1	0.69%
SPP Solar	34.5	0.62%
Total	5,542.5	

CEB Thermal Plant Dispatch

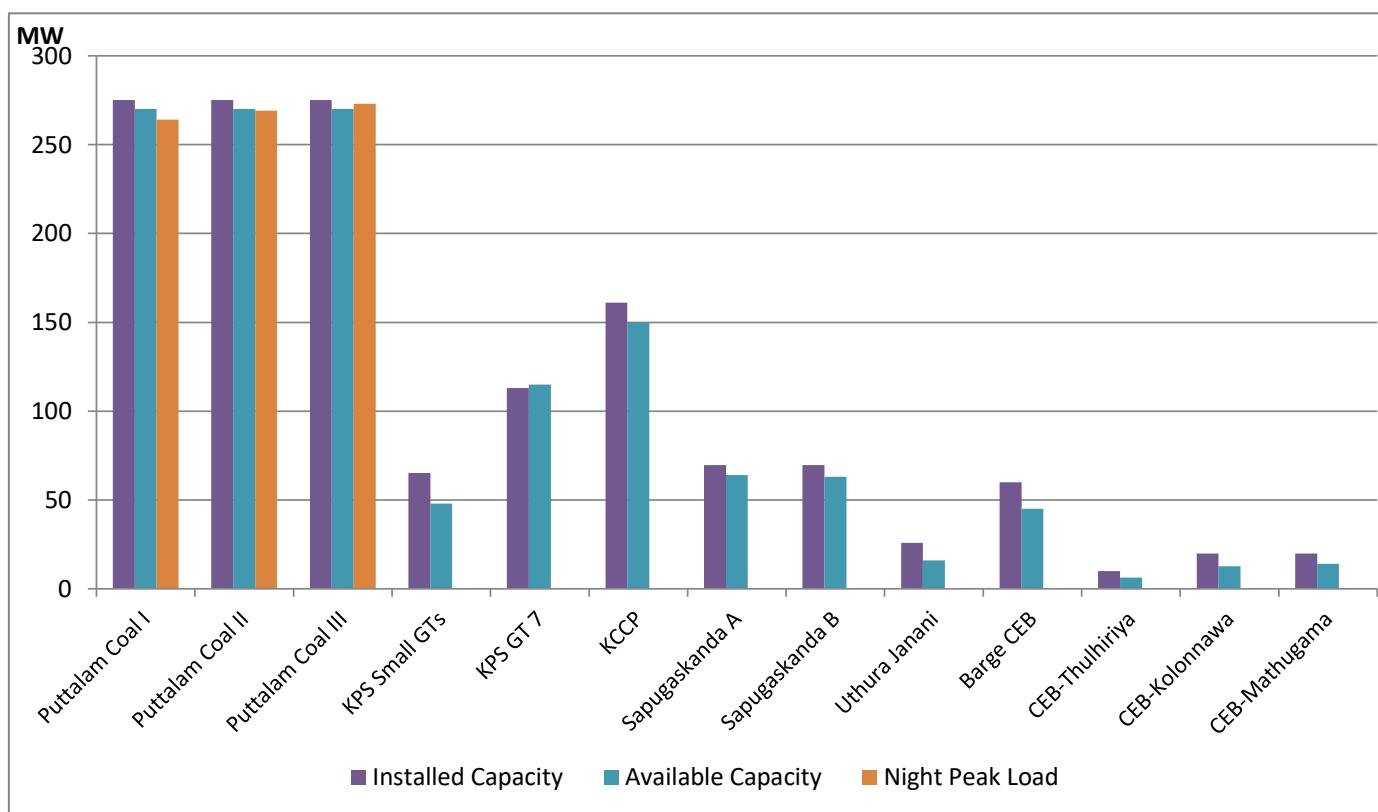
May 15, 2021



Available Generation is estimated based on plant availability at 6.00am on

May 16, 2021

CEB Thermal Plant Loading at the Night Peak

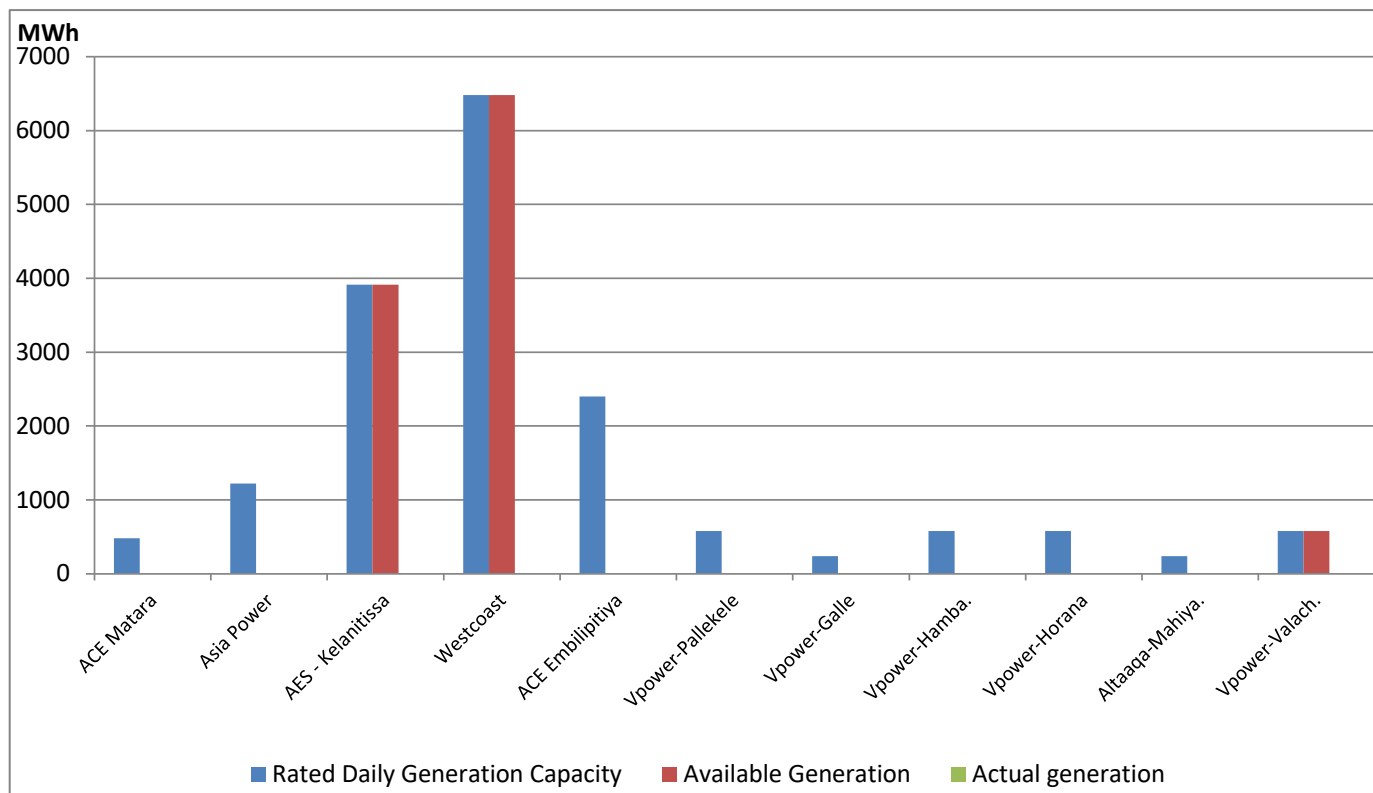


Note- Plant availability is recorded at 6.00 am on May 16, 2021

IPP Thermal Plant Dispatch

May 15, 2021

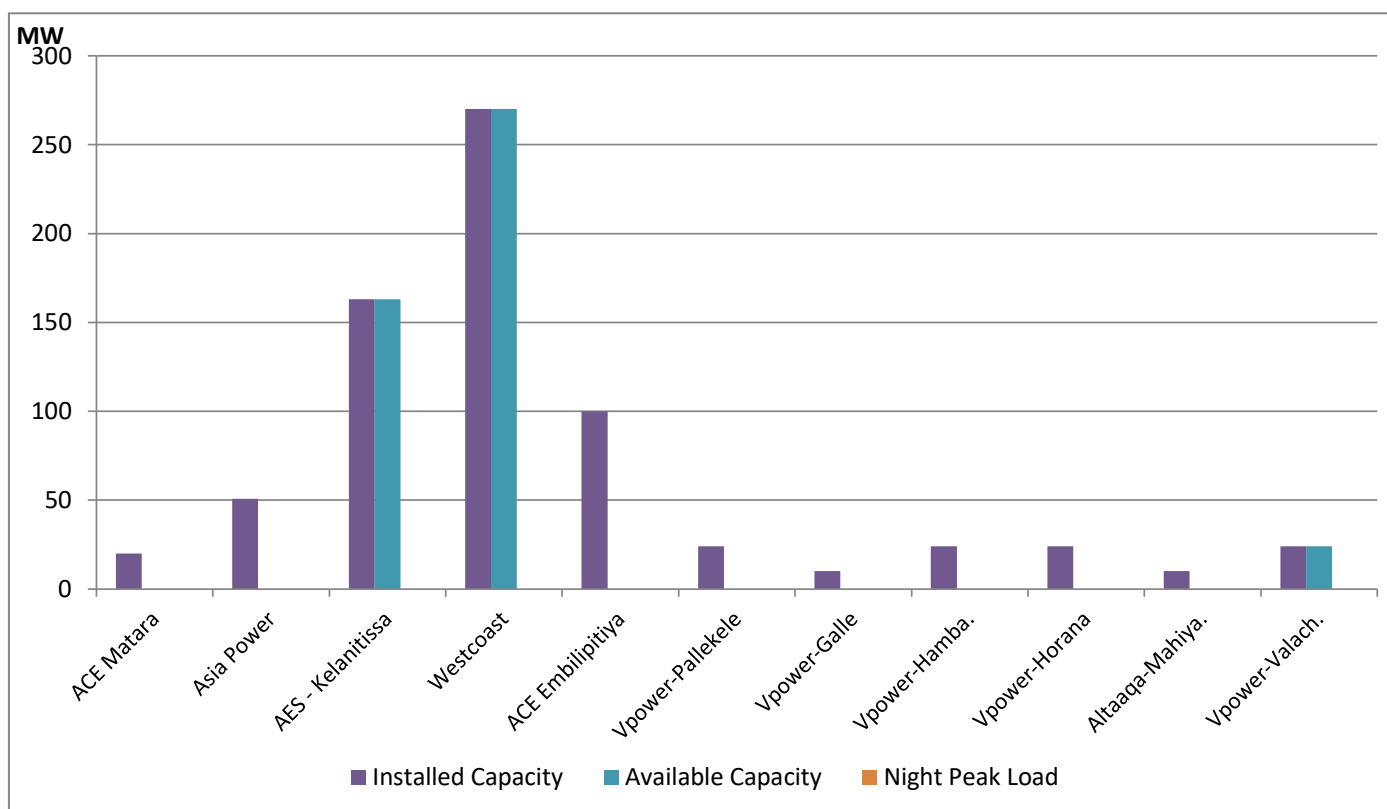
ACE Embilipitiya, ACE Matara, Asia Power, V Power Pallekale, Vpower Galle, V Power Horana, Vpower Hambantota and Altaqa Mahiyanganaya are not available due to expiration of PPAs



Available Generation is estimated based on plant availability at 6.00am on

May 16, 2021

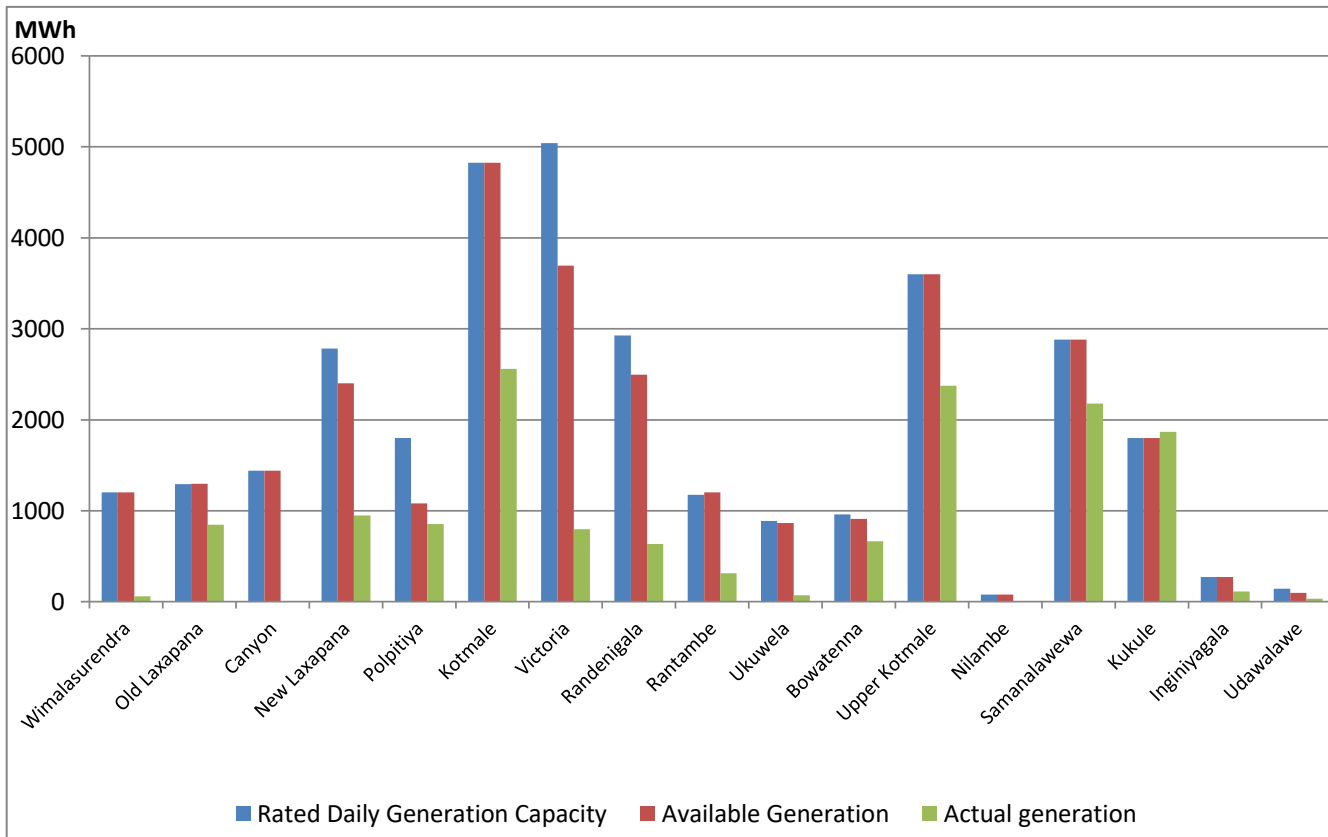
IPP Thermal Plant Loading at the Night Peak



Note- Plant availability is recorded at 6.00 am on May 16, 2021

Major Hydro Plant Dispatch

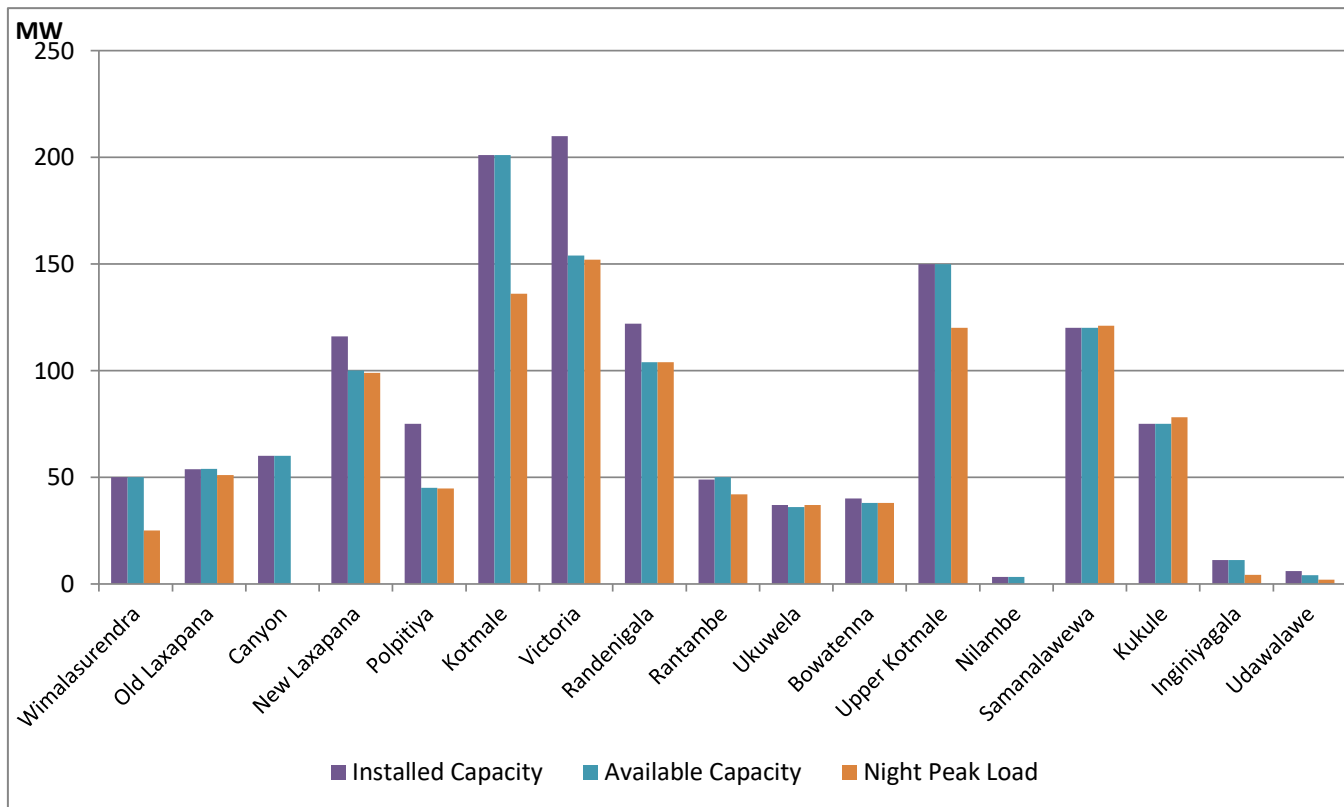
May 15, 2021



Note- Available Generation is estimated based on plant availability at 6.00am on May 16, 2021

Major Hydro Plant Loading at Night Peak

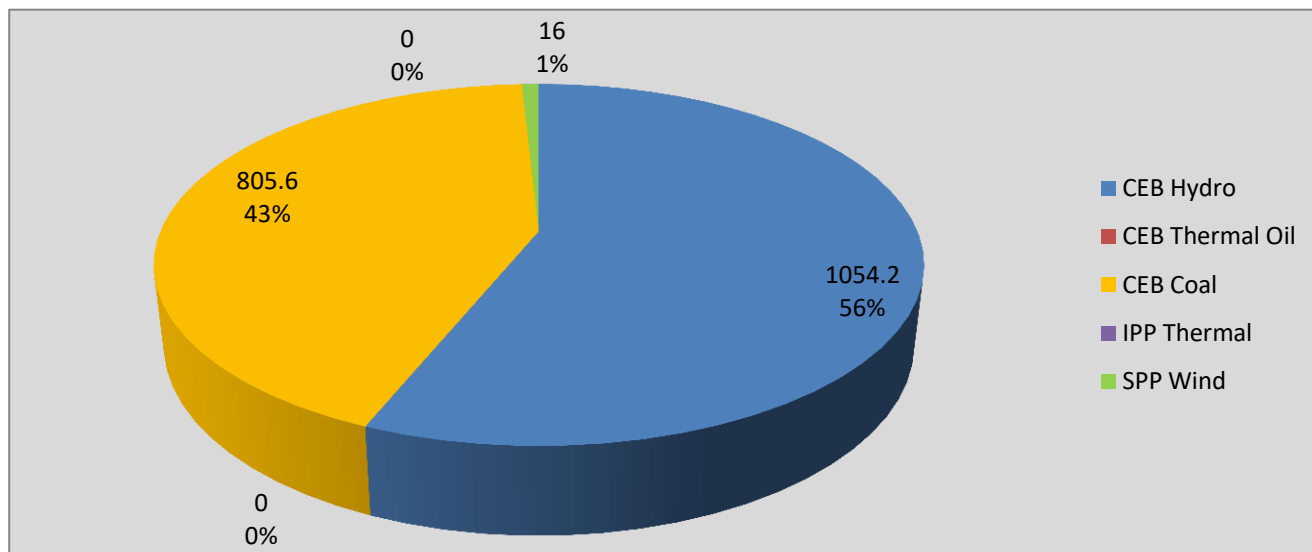
May 15, 2021



Note- Plant availability is recorded at 6.00 am on May 16, 2021

Contribution to the Night Peak in MW

May 15, 2021



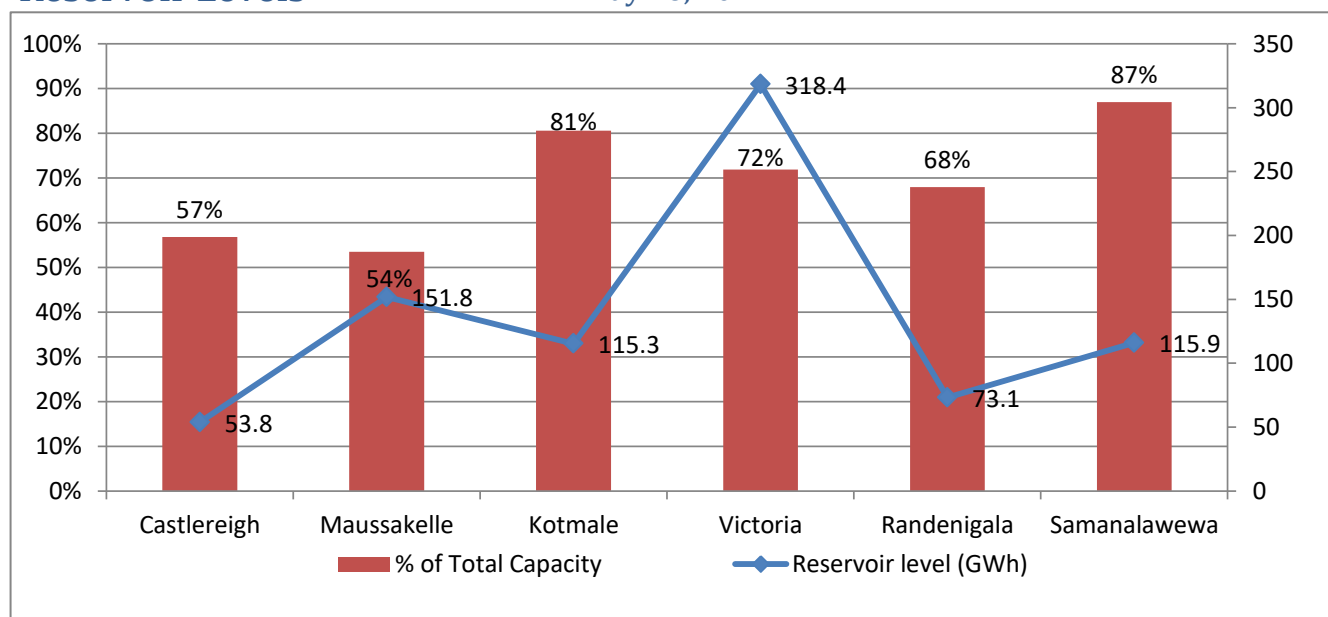
Night Peak* 1,967.7 MW
 Day Peak 1,510.5 MW
 Minimum Demand 1,042.9 MW

Notes: *The above chart pattern and night peak figure is presented excluding the contribution of Moragahakanda, other minihydro and biomass power plants

**Day peak and Minimum demand includes the contribution from Moragahakanda, wind and solar plants

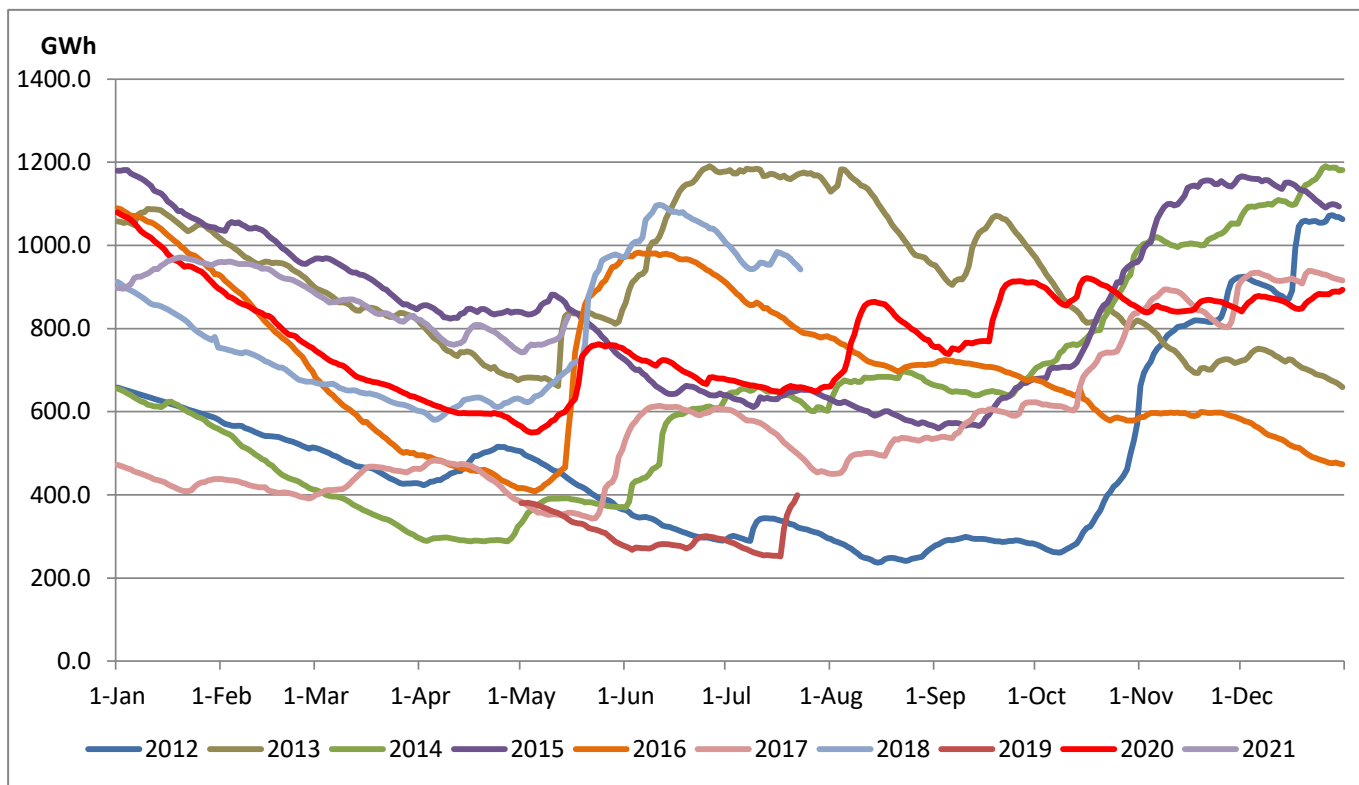
* in addition to the night peak figure presented above, Moragahakanda plant, other MiniHydro and Biomass Plants of installed capacity 186.00 MW has recorded total 50.90 MW at night peak

Reservoir Levels - as at 06.00 Hr on May 16, 2021



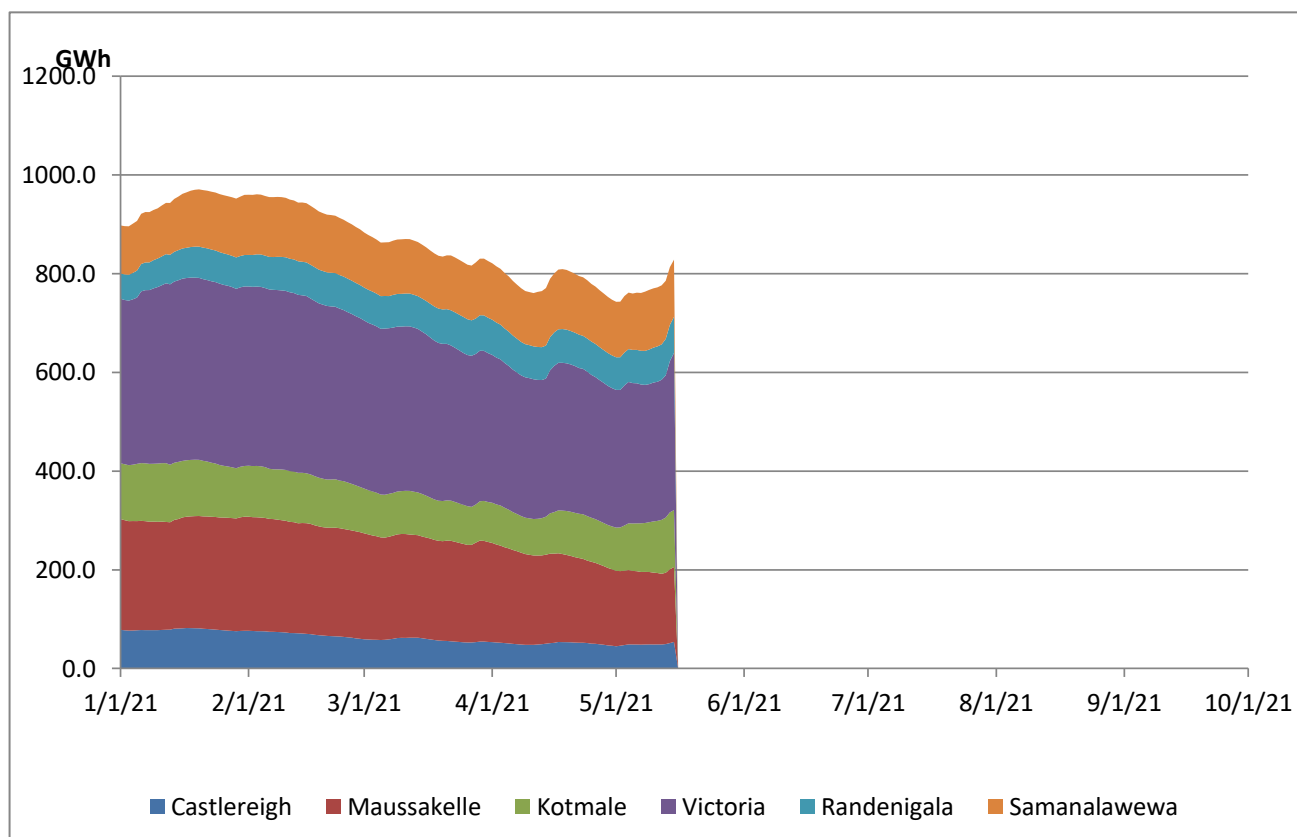
Total Reservoir Level(GWh) 828.3
 % of Total capacity 68.7%

Comparison of Total Reservoir Storage Levels with Past Years

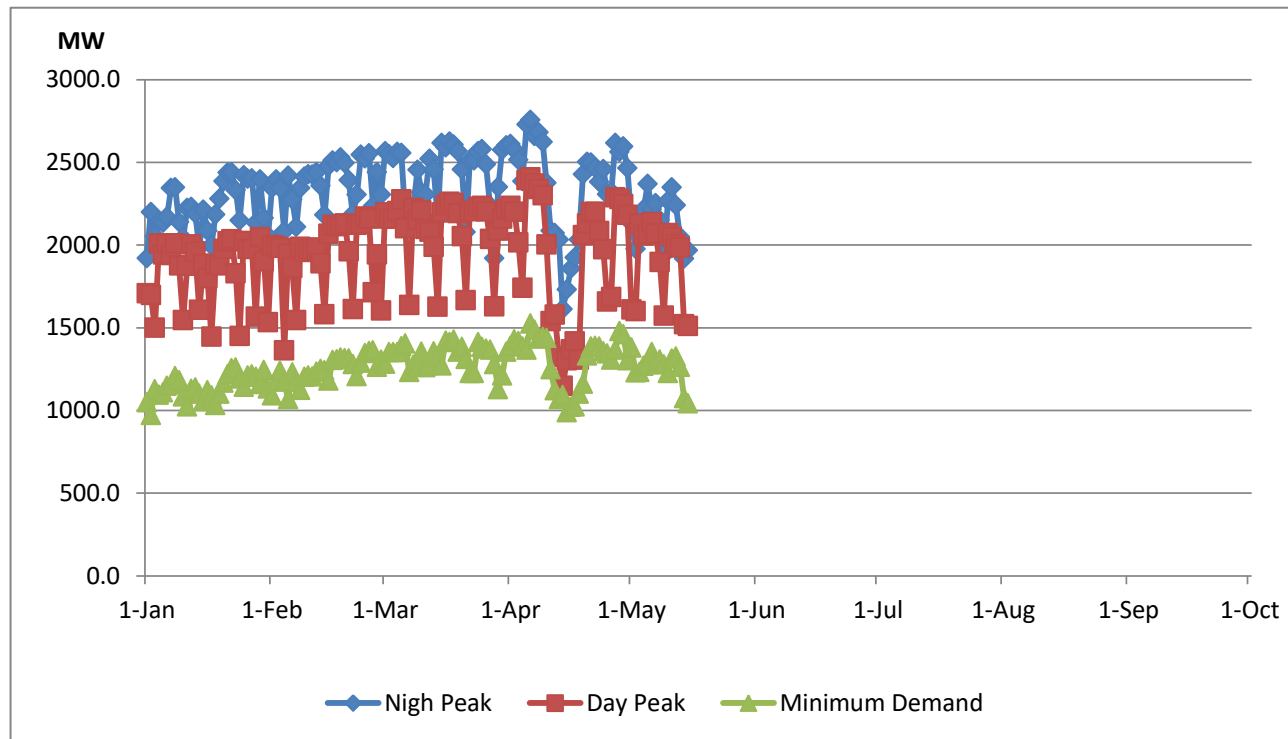


Data for 2018 and 2019 are only available for part of year.

Variation of Major Hydro Reservoir Levels in the current year (GWh)



Variation of Demand during the current year



Notes:

The night peak is excluding the contribution from Mini hydro and biomass power plants

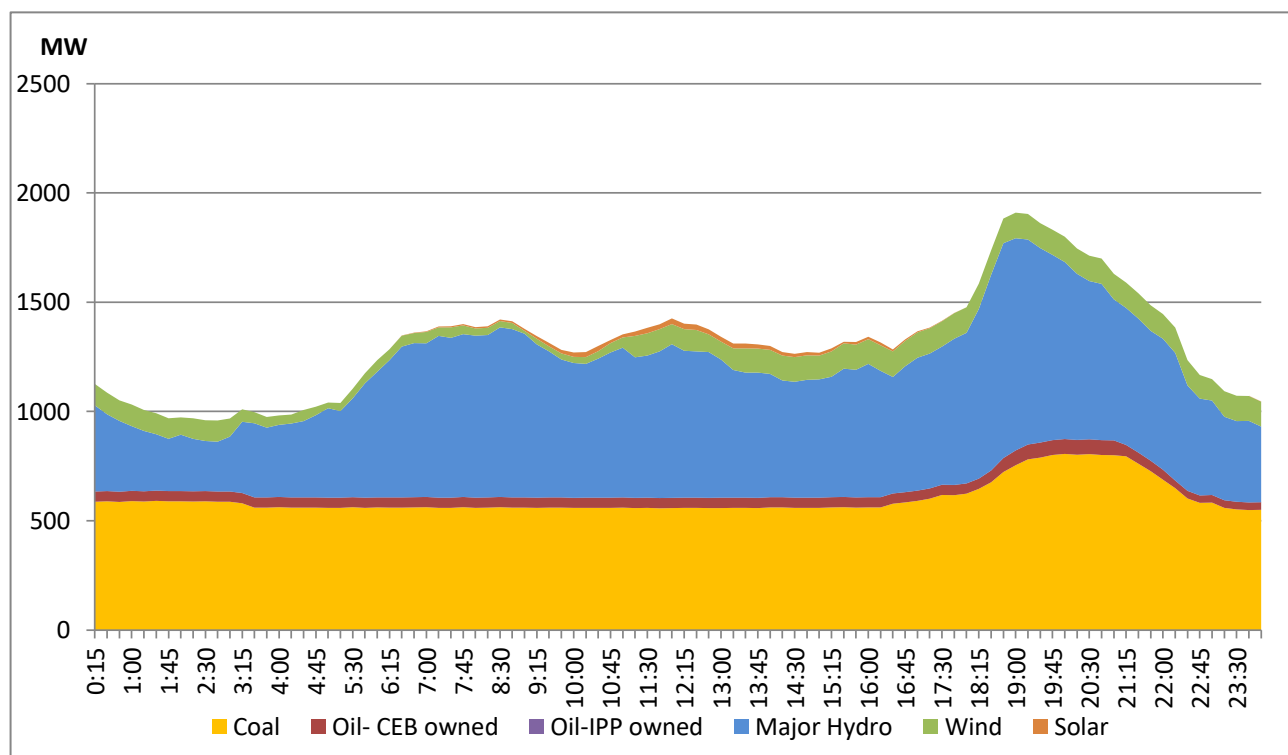
Day peak and minimum demand graphs includes the contribution from Moragahakanda power plant

All graphs include the contribution from telemetered solar and wind plants

Daily Load Curve of the Previous day

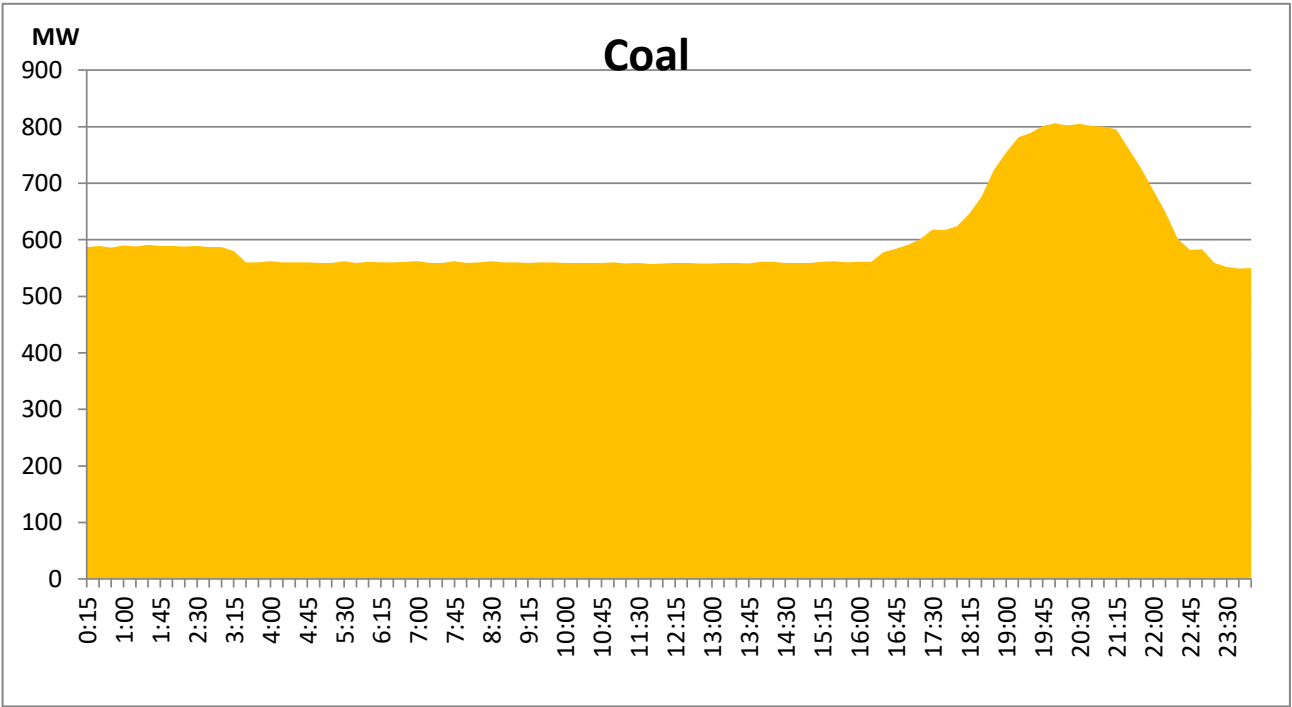
May 14, 2021

Solar and wind data is based on Telemetered Power Stations only



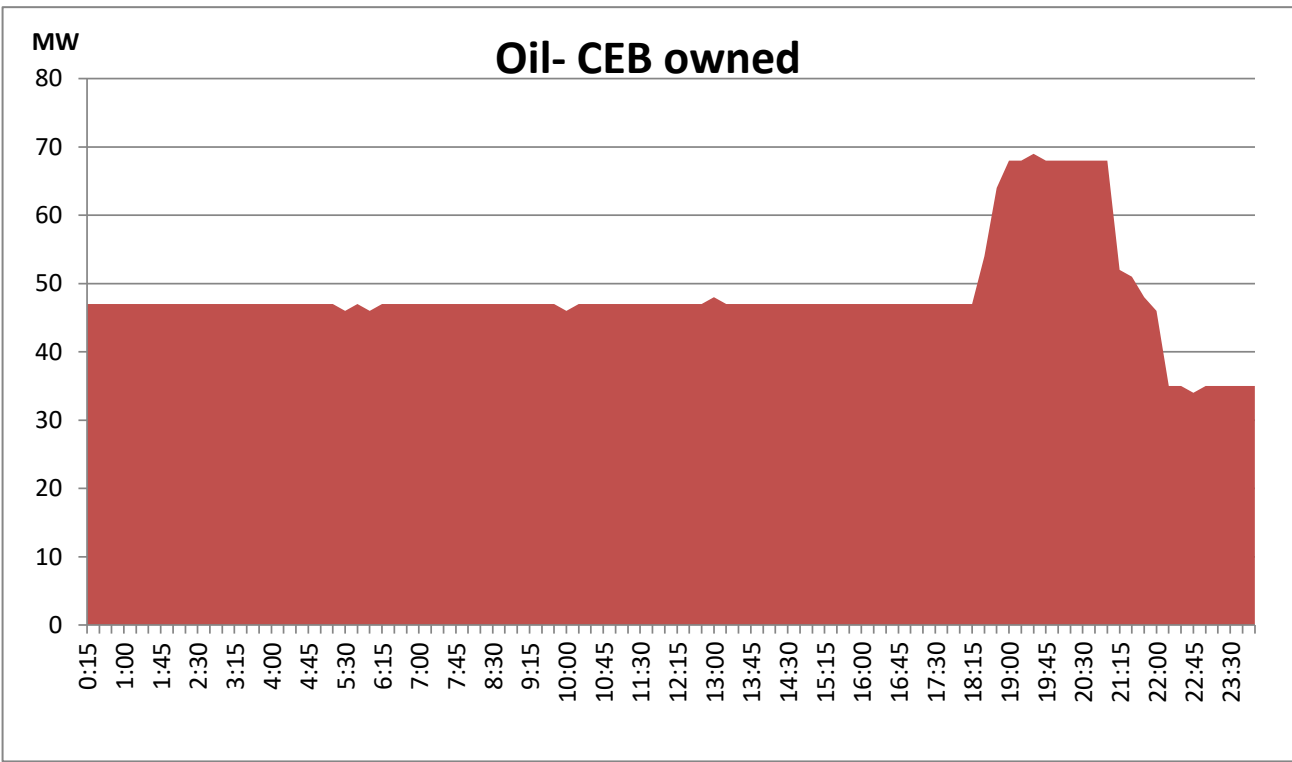
Coal Generation during the Previous day

May 14, 2021




CEB Oil Plant Generation during the Previous day

May 14, 2021



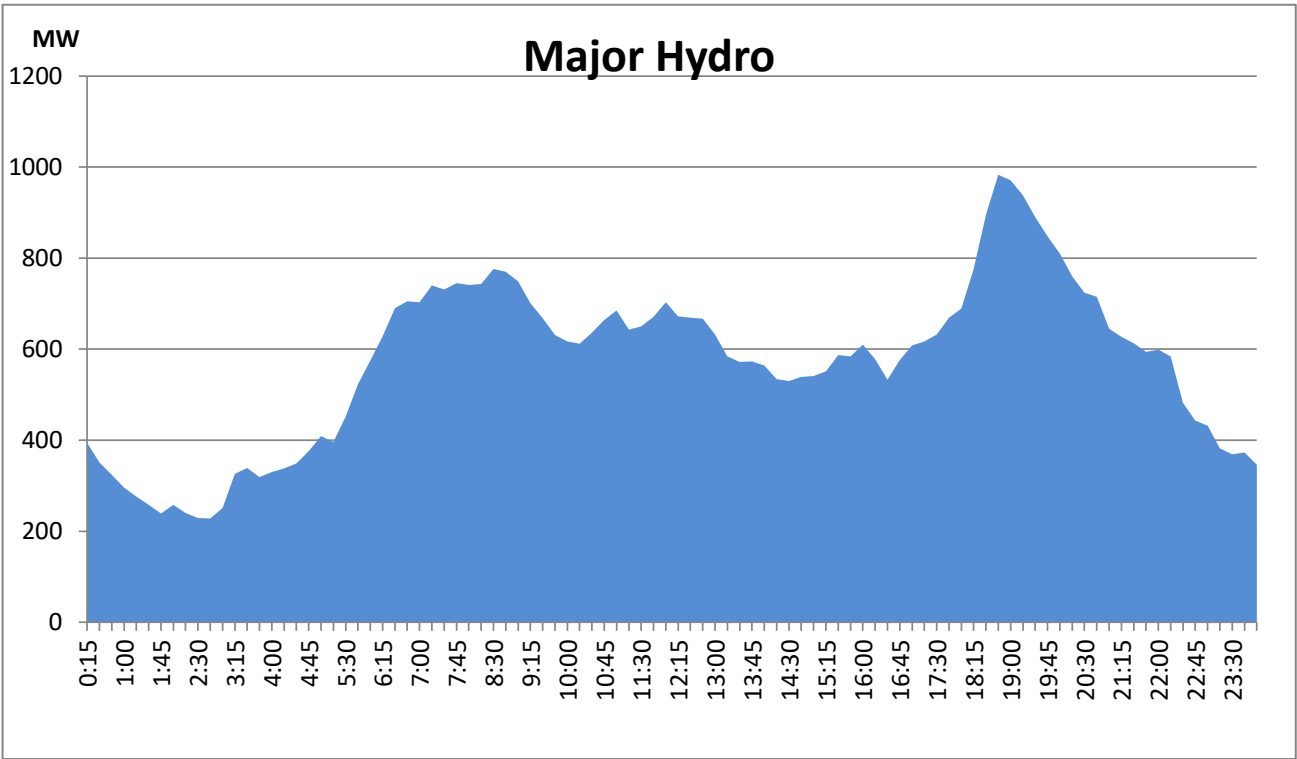
IPP Oil Plant Generation during the Previous day

May 14, 2021



Major Hydro Generation during the Previous day

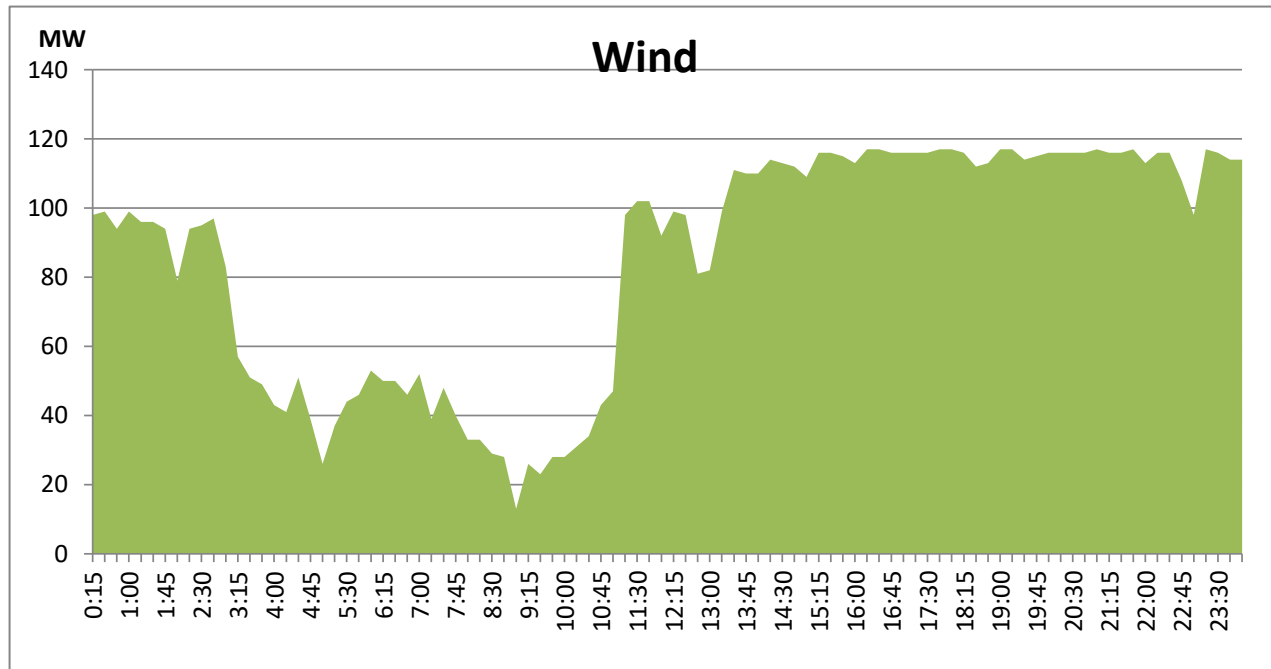
May 14, 2021



Wind Generation during the Previous day

May 14, 2021

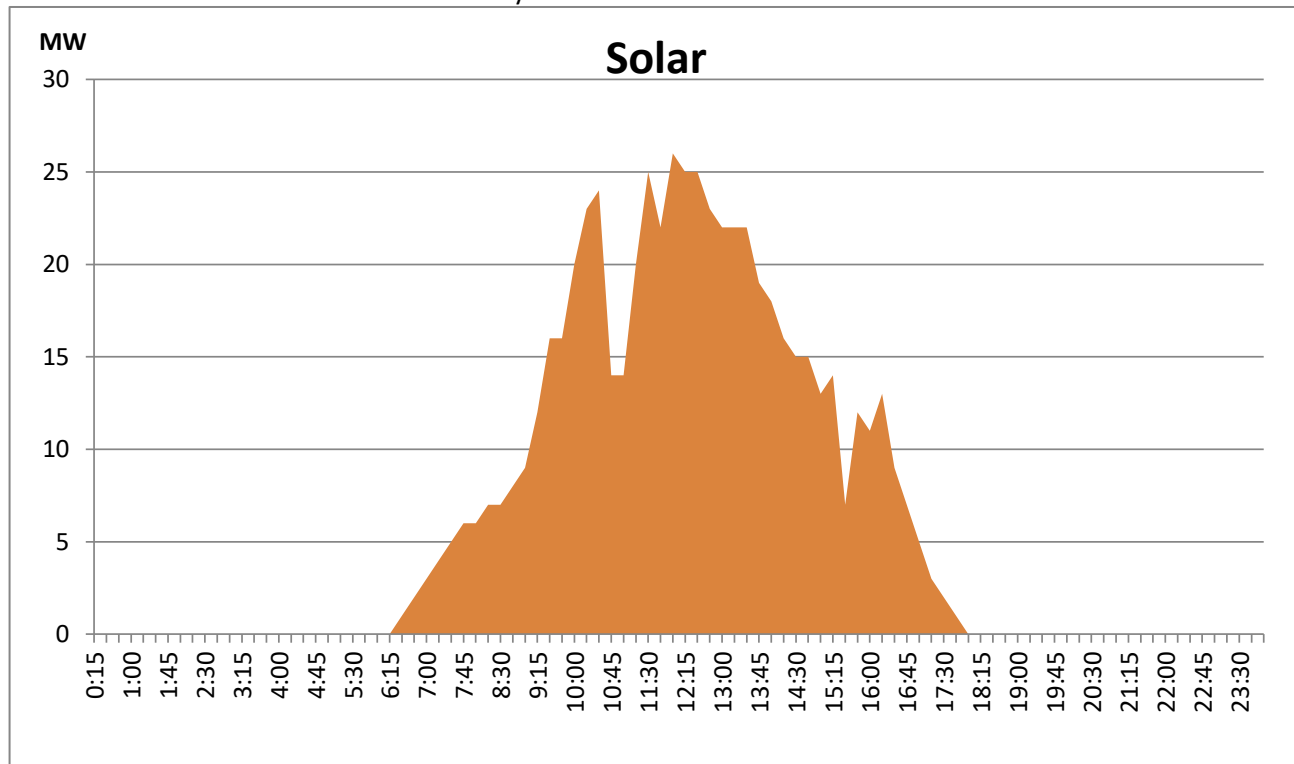
Based on Telemetered Power Stations only



Solar Generation during the Previous day

May 14, 2021

Based on Telemetered Power Stations only



Summary of Major Plant performance

Plant	Installed Capacity	Plant Availability	Night peak Load	Plant Dispatch
	(MW)	(MW)	(MW)	(GWh)
Wimalasurendra	50.00	50.00	25.00	58.00
Old Laxapana	53.80	54.00	51.00	845.00
Canyon	60.00	60.00	-	-
New Laxapana	116.00	100.00	99.00	950.00
Polpitiya	75.00	45.00	44.80	855.00
Kotmale	201.00	201.00	136.00	2,560.00
Victoria	210.00	154.00	152.00	797.00
Randenigala	122.00	104.00	104.00	634.00
Rantambe	49.00	50.00	42.00	312.00
Ukuwela	37.00	36.00	37.00	71.00
Bowatenna	40.00	38.00	38.00	666.00
Upper Kotmale	150.00	150.00	120.00	2,374.00
Nilambe	3.20	3.20	-	-
Samanalawewa	120.00	120.00	121.00	2,178.00
Kukule	75.00	75.00	78.20	1,868.00
Inginiyagala	11.25	11.25	4.20	113.00
Udawalawe	6.00	4.00	2.00	34.00
Puttalam Coal I	275.00	270.00	264.00	4,901.00
Puttalam Coal II	275.00	270.00	269.00	4,762.00
Puttalam Coal III	275.00	270.00	273.00	4,792.00
KPS Small GTs	65.20	48.00	-	-
KPS GT 7	113.00	115.00	-	-
KCCP	161.00	150.00	-	-
Sapugaskanda A	69.60	64.00	-	-
Sapugaskanda B	69.60	63.00	-	88.00
Uthura Janani	26.01	16.00	-	-
Barge CEB	60.00	45.00	-	14.00
CEB-Thulhiriya	10.00	6.40	-	-
CEB-Kolonnawa	20.00	12.80	-	-
CEB-Mathugama	20.00	14.20	-	-
ACE Matara	20.00	-	-	-
Asia Power	50.80	-	-	-
AES - Kelanitissa	163.00	163.00	-	-
Westcoast	270.00	270.00	-	-
ACE Embilipitiya	100.00	-	-	-
Vpower-Pallekele	24.00	-	-	-
Vpower-Galle	10.00	-	-	-
Vpower-Hamba.	24.00	-	-	-
Vpower-Horana	24.00	-	-	-
Altaaqa-Mahiya.	10.00	-	-	-
Vpower-Valach.	24.00	24.00	-	-
Solar	58.00		-	176.00
Wind	128.00		107.80	3,435.00
MH and BM	394.00		50.90	Not available
Total without NCRE	3,538.46	3,056.85		

Night peak load of MH and BM only include loading of Minihydro plants of total capacity MW 186

Installed capacity of Solar, wind, Mini-hydro and Biomass plants are as of end of December 2019

Plant availability is the availability recorded at 6 am on

May 16, 2021

Thermal Plant Fuel types

Power Station	Primary Fuel
CEB Thermal	
Sapugaskanda 1	Heavy Fuel
Sapugaskanda 2	Heavy Fuel
Kelanitissa Small Gas Turbines	Auto Diesel
GT 7 - Kelanitissa	Auto Diesel
Kelanitissa CCY	Naptha & Diesel
Lakvijaya 1	Coal
Lakvijaya 2	Coal
Lakvijaya 3	Coal
Uthuru Janani	Heavy Fuel
Barge CEB	Furnace Oil

Power Station	Primary Fuel
Private Thermal	
Asia Power	Heavy Fuel
Sojitz -	Auto Diesel
West Coast	Low Sulphur Furnace oil
ACE Embilipitiya	Furnace Oil

Major Incidents during the day -as reported by CEB morning of

1) Kuku spilling stopped at 18:45 hrs .

2) Lax pond spilling stopped at 14:59 hrs.

3) Sapu T/F 01 tripped at 19:05 and energized at 19:05 hrs.

May 16, 2021