



Lubricant Market Report

Second Quarter - 2019

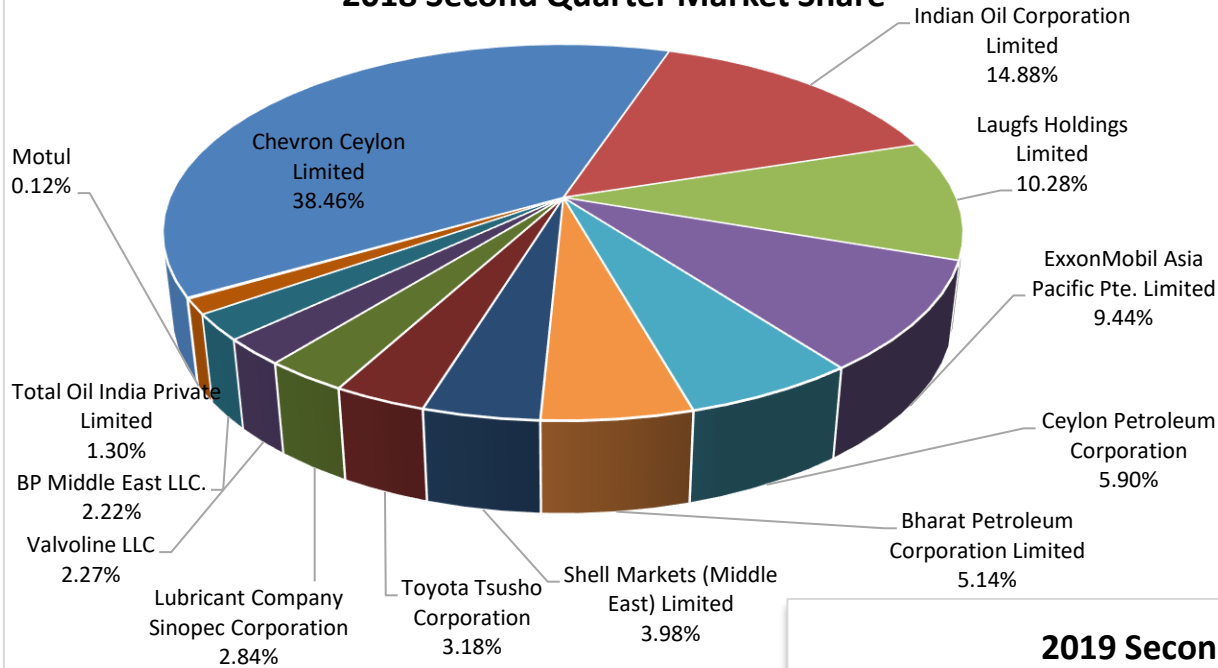
Public Utilities Commission of Sri Lanka

Shadow Regulator of the Lubricant Market

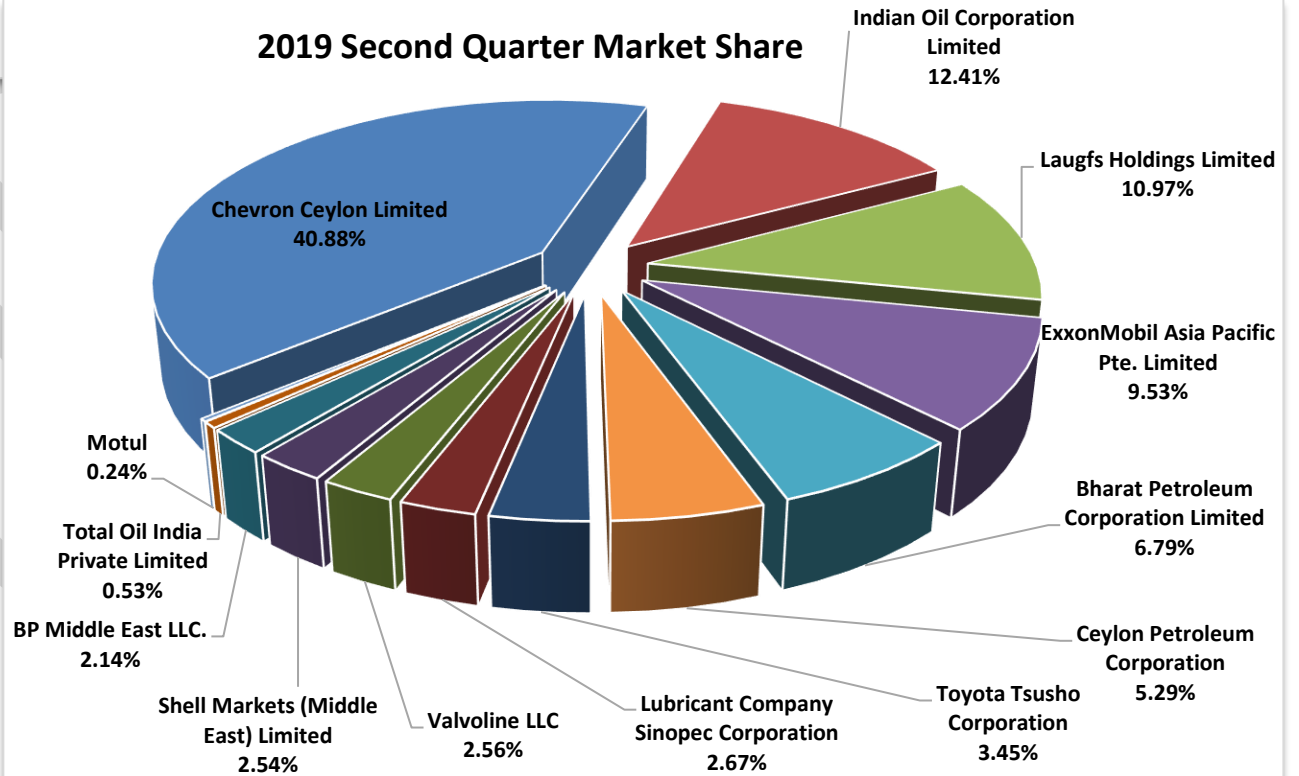
Company	QUARTERLY LUBRICANT SALES QUANTITY – SECOND QUARTER			
	2019 (Q2)		2018 (Q2)	
	kL	%	kL	%
Chevron Ceylon Limited	6,072.00	40.88	6,242.00	38.46
Indian Oil Corporation Limited	1,843.01	12.41	2,414.46	14.88
Laugfs Holdings Limited	1,628.67	10.97	1,667.59	10.28
ExxonMobil Asia Pacific Pte. Limited	1,415.97	9.53	1,531.40	9.44
Bharat Petroleum Corporation Limited	1,008.00	6.79	834.00	5.14
Ceylon Petroleum Corporation	786.00	5.29	956.79	5.9
Toyota Tsusho Corporation	512.61	3.45	516.06	3.18
Lubricant Company Sinopec Corporation	395.92	2.67	461.00	2.84
Valvoline LLC	379.61	2.56	367.57	2.27
Shell Markets (Middle East) Limited	376.87	2.54	645.84	3.98
BP Middle East LLC.	318.35	2.14	361.03	2.22
Total Oil India Private Limited	79.14	0.53	211.14	1.3
Motul	36.16	0.24	18.97	0.12
Total	14,852.30	100.00	16,227.86	100

Company	SALES QUANTITIES					
	2018		2017		2016	
	kL	%	kL	%	kL	%
Chevron Ceylon Limited	23,987.00	37.32	25,721.00	39.89	29,251.30	45.29
Indian Oil Corporation Limited	11,316.17	17.61	10,969.60	17.01	10,590.26	16.40
Laugfs Holdings Limited	5,775.00	8.99	4,949.56	7.68	3,419.59	5.29
ExxonMobil Asia Pacific Pte. Limited	4,959.08	7.72	3,534.70	5.48	3,105.96	4.81
Ceylon Petroleum Corporation	4,071.49	6.34	5,411.60	8.39	5,445.90	8.43
Bharat Petroleum Corporation	3,584.00	5.58	3,452.00	5.35	3,710.27	5.74
Toyota Tsusho Corporation	2,398.13	3.73	2,110.00	3.27	1,911.99	2.96
Shell Markets (Middle East) Limited	2,330.68	3.63	1,898.34	2.94	1,290.11	2.00
Lubricant Company Sinopec Corporation	1,975.00	3.07	1,986.00	3.08	1,569.20	2.43
Valvoline LLC	1,525.48	2.37	1,949.84	3.02	1,869.49	2.89
BP Middle East LLC	1,496.20	2.33	1,639.54	2.54	1,693.26	2.62
Total Oil India Private Limited	720.866	1.12	720.89	1.12	593.12	0.92
Motul	127.578	0.20	141.91	0.22	134.88	0.21
Total	64,266.67	100.00	64,484.98	100.00	64,585.33	100.00

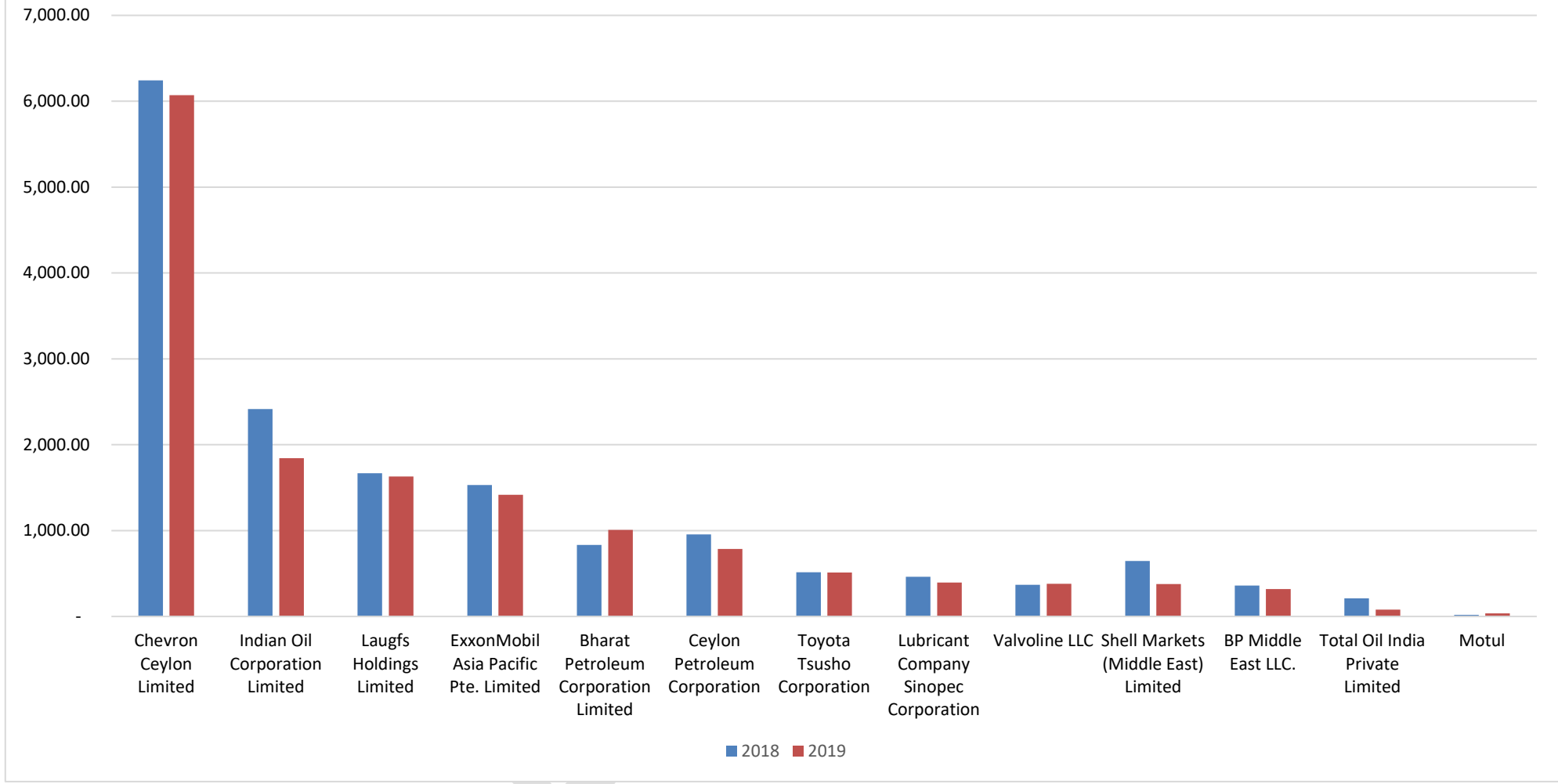
2018 Second Quarter Market Share



2019 Second Quarter Market Share



Lubricant Sale Quantity (kL) - Second Quarter 2018/2019



2018 Market Share

