



Lubricant Market Report

First Quarter - 2019

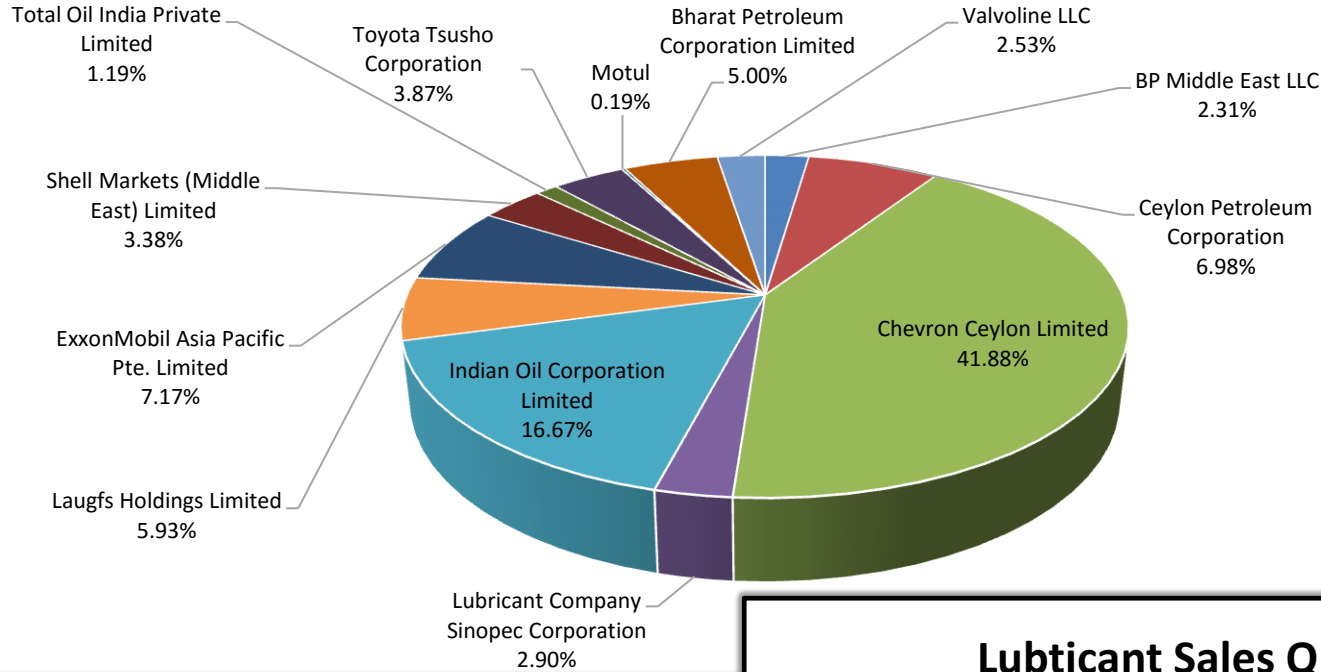
Public Utilities Commission of Sri Lanka

Shadow Regulator of the Lubricant Market

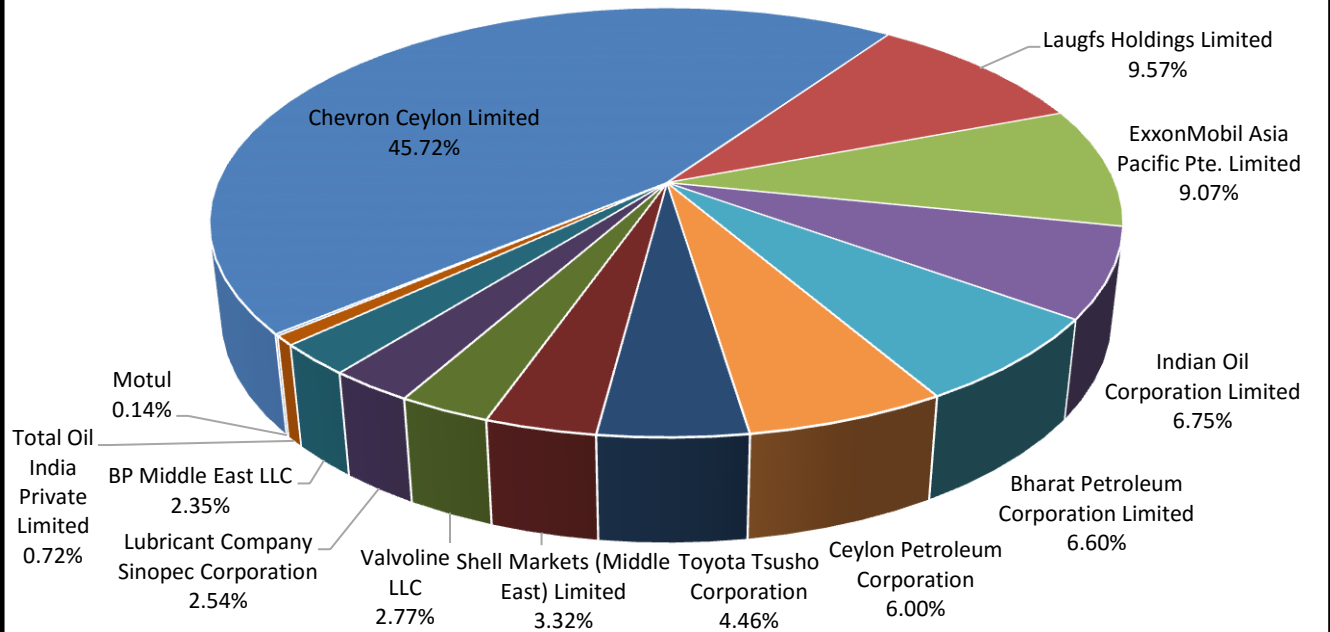
Company	QUARTERLY LUBRICANT SALES QUANTITY – FIRST QUARTER			
	2019 (Q1)		2018 (Q1)	
	kL	%	kL	%
Chevron Ceylon Limited	6,998.00	45.72	7,054.00	41.88
Laugfs Holdings Limited	1,465.38	9.57	999.06	5.93
ExxonMobil Asia Pacific Pte. Limited	1,388.26	9.07	1,208.40	7.17
Indian Oil Corporation Limited	1,032.81	6.75	2,807.05	16.67
Bharat Petroleum Corporation Limited	1,010.00	6.60	842.00	5.00
Ceylon Petroleum Corporation	917.92	6.00	1,175.80	6.98
Toyota Tsusho Corporation	682.49	4.46	651.87	3.87
Shell Markets (Middle East) Limited	508.56	3.32	568.75	3.38
Valvoline LLC	423.60	2.77	426.28	2.53
Lubricant Company Sinopec Corporation	388.37	2.54	489.00	2.90
BP Middle East LLC	359.58	2.35	389.84	2.31
Total Oil India Private Limited	110.58	0.72	199.73	1.19
Motul	20.90	0.14	31.34	0.19
Total	15,306.45	100	16,843.12	100

Company	ANNUAL LUBRICANT SALES QUANTITY					
	2018		2017		2016	
	kL	%	kL	%	kL	%
Chevron Ceylon Limited	23,987.00	37.32	25,721.00	39.89	29,251.30	45.29
Indian Oil Corporation Limited	11,316.17	17.61	10,969.60	17.01	10,590.26	16.40
Laugfs Holdings Limited	5,775.00	8.99	4,949.56	7.68	3,419.59	5.29
ExxonMobil Asia Pacific Pte. Limited	4,959.08	7.72	3,534.70	5.48	3,105.96	4.81
Ceylon Petroleum Corporation	4,071.49	6.34	5,411.60	8.39	5,445.90	8.43
Bharat Petroleum Corporation	3,584.00	5.58	3,452.00	5.35	3,710.27	5.74
Toyota Tsusho Corporation	2,398.13	3.73	2,110.00	3.27	1,911.99	2.96
Shell Markets (Middle East) Limited	2,330.68	3.63	1,898.34	2.94	1,290.11	2.00
Lubricant Company Sinopec	1,975.00	3.07	1,986.00	3.08	1,569.20	2.43
Valvoline LLC	1,525.48	2.37	1,949.84	3.02	1,869.49	2.89
BP Middle East LLC	1,496.20	2.33	1,639.54	2.54	1,693.26	2.62
Total Oil India Private Limited	720.866	1.12	720.89	1.12	593.12	0.92
Motul	127.578	0.20	141.91	0.22	134.88	0.21
Total	64,266.67	100.00	64,484.98	100.00	64,585.33	100.00

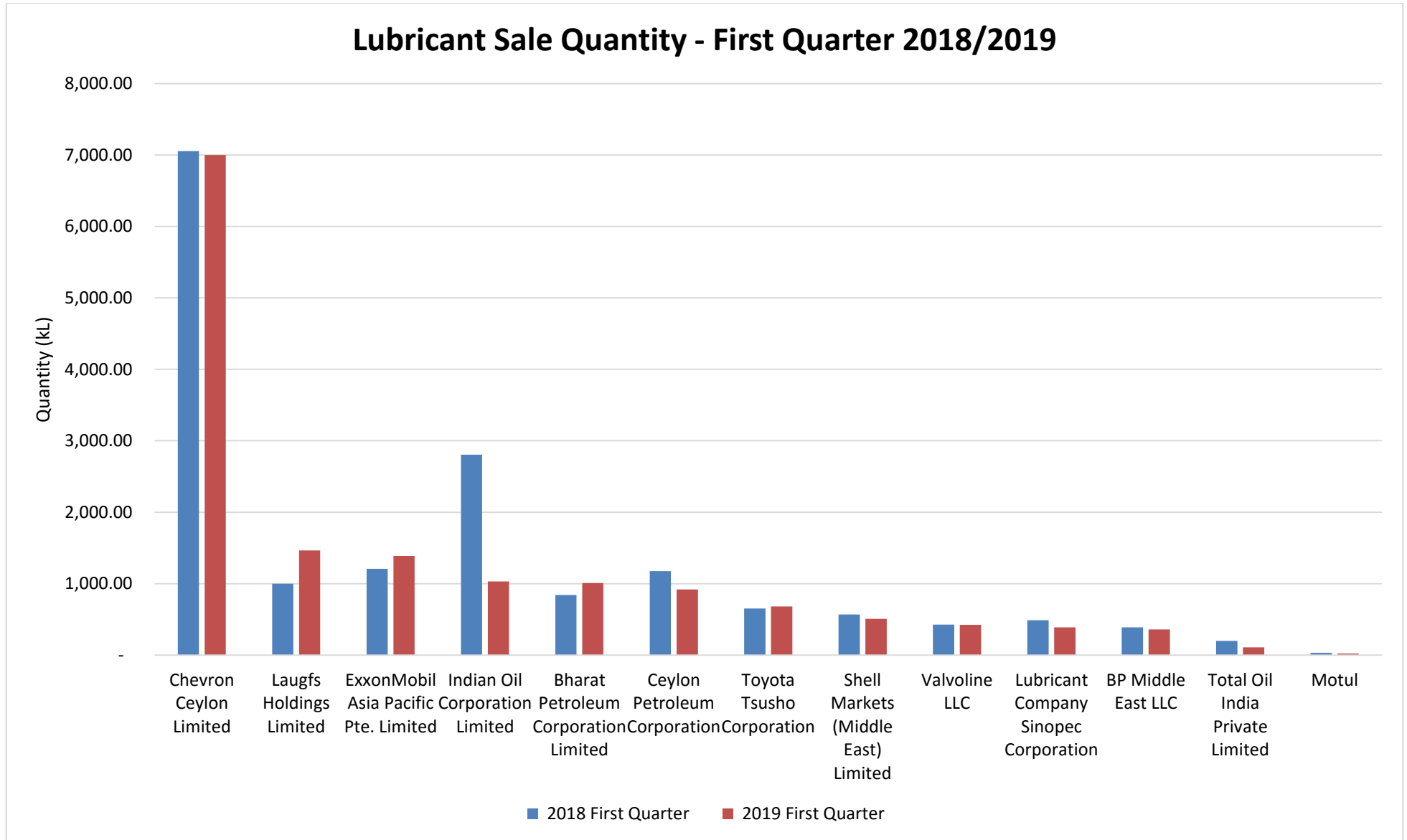
Lubricant Sales Quantity - 2018 First Quarter



Lubricant Sales Quantity - 2019 First Quarter



Lubricant Sale Quantity - First Quarter 2018/2019



Lubricant Sales - 2018

