

# LUBRICANT MARKET REPORT | 2018

**PUBLIC UTILITIES COMMISSION OF SRI LANKA**

Shadow Regulator of the Lubricant Market



# SHADOW REGULATOR

As the shadow regulator of the lubricant market,  
Public Utilities Commission of Sri Lanka,  
collects and records operational information of  
the lubricant market.

This report summarizes the operational  
information and provides an overview of  
lubricant market in Sri Lanka.

## **Vision**

To create an environment for all inhabitants of  
Sri Lanka, and the contributors to its development, to have access to essential  
infrastructure and utility services in the most economical manner, within the boundaries  
of the sustainable development agenda of the country.

## **Mission**

To regulate all utilities within the purview of the Public Utilities Commission of  
Sri Lanka to ensure safe, reliable and reasonably - priced infrastructure services for existing  
as well as future consumers in the most equitable and  
sustainable manner.



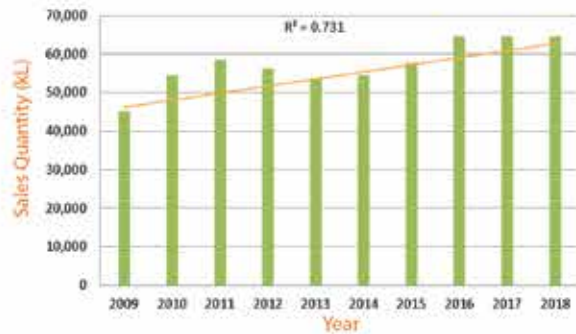
# LUBRICANT MARKET 2018 SRI LANKA



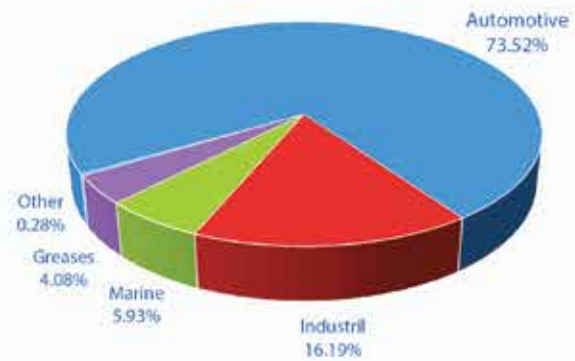
## SIZE OF THE MARKET

64,485 kL  
2017

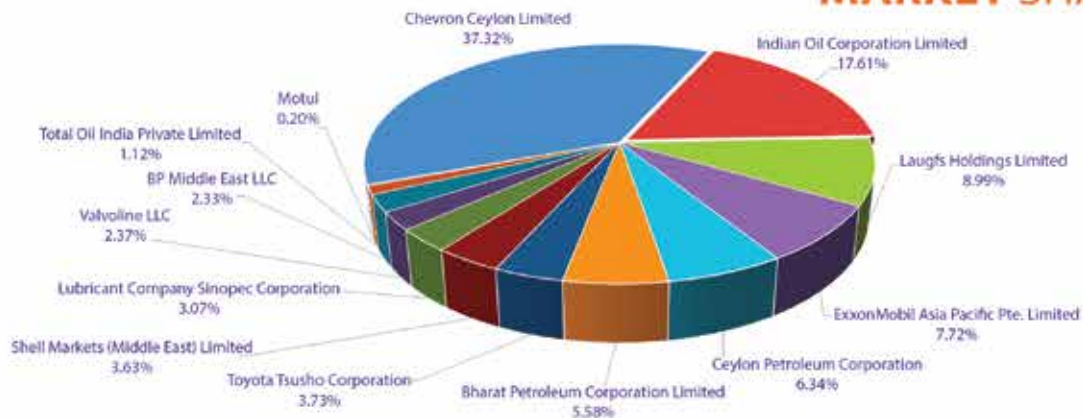
64,267 kL  
2018



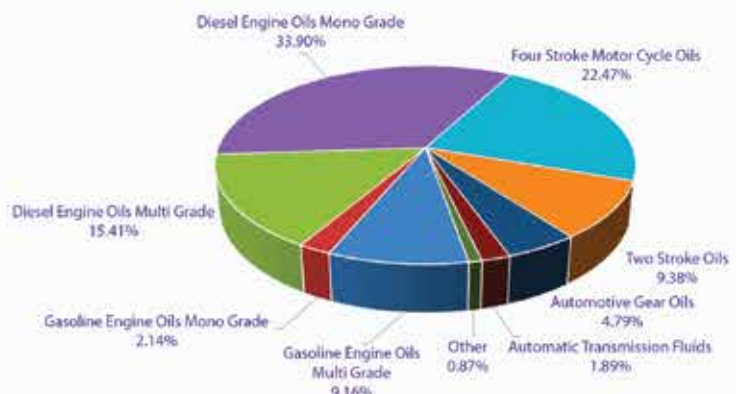
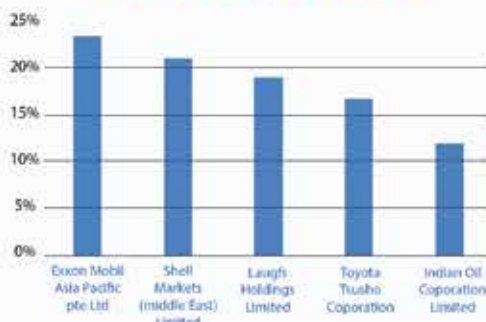
Year	Quantity kL	Revenue LKR Mil.
2018	64,267	27,336
2017	64,485	26,522
2016	64,585	26,112
2015	57,978	23,463
2014	54,265	22,640
2013	53,708	20,397
2012	56,334	20,854
2011	58,554	18,775
2010	54,369	14,035
2009	44,945	11,039



## MARKET SHARE



## SALES GROWTH





11	Role of PUCSL as the Shadow Regulator
12	Activities and Progress of the Year 2018
16	Activities for 2019
17	Profiles of Market Players
31	Authorized Parties/Brands
32	Market Growth and Market Share
35	Lubricant Sales
42	Automotive Lubricant
44	Lubricant Sales (Synthetic)
46	Imports
48	Exports
49	Production
49	Lubricant Standards
50	Government Revenue
50	Market Analysis



# CONTENTS



Figure 1 : Lubricant Sales (kL) - 2009 to 2018

Figure 2 : Lubricant Sales (Quantity) - 2018

Figure 3 : Lubricant Sales (Revenue) - 2018

Figure 4 : Lubricant (Automotive) Sales

Figure 5: Lubricant (Industrial) Sales

Figure 6 : Lubricant (Marine) Sales

Figure 7 : Lubricant (Greases) Sales

Figure 8 : Lubricant Sales (kL) by Company – 2011 to 2018

Figure 9 : Lubricant Sales Revenue (LKR in M) by Company – 2010 to 2018

Figure 10 : Lubricant Sales Quantity by Type -2018

Figure 11 : Lubricant Sales Revenue by Type - 2018

Figure 12 : Lubricant Sales Quantity by Type – 2010 to 2018

Figure 13 : Automotive Lubricant Sales (Quantity) Breakdown - 2018

Figure 14 : Automotive Lubricant Sales (Revenue) Breakdown - 2018

Figure 15: Synthetic Lubricant Sales Quantity by Type- 2018

Figure 16 : Synthetic Lubricant Sales Quantity by Company- 2018

Figure 17 : Lubricant Imports Quantity by Type - 2018

Figure 18 : Lubricant Imports Quantity by Type - 2011 to 2018



# LIST OF FIGURES





Table 1 : List of authorized parties/brands and activities in Sri Lankan Lubricant Market

Table 2 : Lubricant Sales - 2009 to 2018

Table 3 : Lubricant Sales and the Market Share - 2018

Table 4 : Lubricant Sales (Company) – 2011 to 2018

Table 5 : Lubricant Sales (Type) – 2011 to 2018

Table 6 : Automotive Lubricant Sales Breakdown - 2018

Table 7: Lubricant Sales (Synthetic) Quantity - 2018

Table 8 : Lubricant Sales (Synthetic) Quantity by Company - 2018

Table 9 : Lubricant Imports Quantity - 2018

Table 10: Total base oil and additives - 2018

Table 11: Lubricant Exports Quantity - 2018

Table 12 :Lubricant Exports Quantity by Company - 2018

Table 13 : Lubricant Standards



# LIST OF TABLES



## ROLE OF PUCSL AS THE SHADOW REGULATOR

### Petroleum Industry

The downstream petroleum industry comprises of the importation and refining of crude oil as well as the importation, exportation, distribution, supply and sale of petroleum products such as petrol, diesel, kerosene, furnace oil, liquefied petroleum gas, marine fuel, aviation fuel, naphtha, bitumen as well as other mineral oil products and lubricant oil including greases. It is primarily governed by the Ceylon Petroleum Corporation Act, No. 28 of 1961 as amended and the Petroleum Products (Special Provisions) Act, No. 33 of 2002.

Presently, the Minister in charge of the subject of Petroleum has overall powers to regulate the downstream petroleum industry. However, the operations of market participants are not monitored and regulated properly. In view of the above, a new regulatory framework is to be established under purview of Public Utilities Commission of Sri Lanka. Towards this end, amendments to the Petroleum Products (Special Provisions) Act, No. 33 of 2002 have been prepared by the Ministry of Petroleum Resources Development. The sanction of the Parliament for proposed amendments to the respective acts is currently pending and once those acts are passed by the Parliament, PUCSL will be empowered to fully regulate the downstream petroleum industry.

PUCSL has been designated as the regulator for Petroleum industry. However, the respective acts (The Petroleum Products (Special Provisions) (Amendment) Bill and Ceylon Petroleum Corporation (Amendment) Bill), which would empower the PUCSL to regulate economic, technical, competition and safety aspects of the petroleum industry, is to be presented to the parliament for enactment. At present, the PUCSL assists the Ministry of Petroleum Resources Development to regulate the downstream petroleum products. Petroleum products include petrol, diesel, kerosene, aviation fuel, marine fuel, furnace oil, liquefied petroleum gas and lubricants.

### Lubricant Market

In 2006 the government nominated PUCSL as the shadow regulator for the Lubricant Market as an interim measure until PUCSL is fully empowered as the regulator for petroleum industry. Since then PUCSL has been advising and assisting the Ministry of Petroleum in policy matters and regulatory role in lubricant market.

The lubricant market is regulated and governed under the provisions of the Petroleum Products (Special Provisions) Act No. 33 of 2002 and the Ceylon Petroleum Corporation Act No. 28 of 1961. The importation, exportation, blending, production, sale, supply and distribution of lubricants including greases require specific authorization from the Government.

Authorization is granted only to qualified parties who possess proper technical know-how and adequate financial capability, to ensure that substandard products do not enter the market.

As the shadow regulator of the lubricants market, the PUCSL advises the Ministry of Petroleum Resources Development on policy and regulatory matters with respect to liberalization of the lubricants industry. Also PUCSL collect the data related to the lubricant market and publishes periodically.

The PUCSL learnt that there are a number of issues pertaining to quality and price preventing the efficient functioning of the lubricant market affecting the interests of consumers and market participants. Therefore, the Public Utilities Commission of Sri Lanka is currently working out on below listed activities for the beneficiary of the industry.

1. Formulating a Procedure for Compulsory Import Inspection of Lubricants by the Sri Lanka Standards Institute and Sri Lanka Customs
2. Formulating a Mechanism for Collection, Recycling and Disposal of Used Lubricants
3. Formulating an Advice on Duty Differential of Imported and Locally Blended Lubricants for Increased Competition
4. Formulating Consumer Awareness Campaign on Lubricants
5. Reviewing and updating Sri Lanka Standards for Lubricants
6. Formulating a Mechanism for Testing the Quality of Lubricants

## ACTIVITIES AND PROGRESS OF THE YEAR 2018

WITH THE VIEW TO IDENTIFY THE ISSUES IN THE SECTOR AND THE IMPROVING THE EXISTING REGULATORY TOOLS PUCSL DECIDED TO CONSULT THE STAKEHOLDERS IN EARLY 2018. ACCORDINGLY, THE CONSULTATION PAPER WAS PRESENTED TO STAKEHOLDERS FOR THEIR VIEWS. STAKEHOLDERS WERE INVITED TO SUBMIT COMMENTS AND SUGGESTIONS ON;

- proposed mechanism to investigate and prosecute adulterate lubricants, guidelines for re-refining used lubricants
- guidelines to be strictly followed by relevant agencies such as the Import and Export Control Department, Sri Lanka Customs and market participants with regard to the importation of unauthorized lubricants
- also, the proposal to revise the duty structure taking into consideration the local value addition and investment by local blenders in addressing the price differences between the imported and locally produced lubricants.

28 written comments were received based on the consultation paper and at the final presentation, 36 representatives made oral submissions at the final stage of the consultation held in April 2018 at Bandaranaike Memorial Conference Hall in Colombo.

More than 300 people participated in the consultation and public, industrialists, manufacturers, officials and experts expressed their views on the proposed mechanisms. The summary of Comments is given in following table.



## PUBLIC CONSULTATION - VOICE OF CONSUMERS



Stakeholders at the Public Consultation on Lubricant Market held in BMICH, Colombo, 24th April 2019



Mr. Kishu Gomes, CEO, Chevron Lubricants Lanka PLC



Mr. A H S Wijesinghe, Additional Secretary (Dev)  
Ministry of Petroleum Resources Development



Ms. Chamila Weerathunghe, Chief Operations Officer -  
Environmental Foundation Limited



Mr. J R C Jayatilaka, Director,  
Department of Trade and Investment Policy

## ISSUES IDENTIFIED AND PROPOSED REMEDIES

Issues	Proposed Remedies	Proposed Regulatory Interventions
<b>Quality</b> <ul style="list-style-type: none"> <li>Sale of substandard lubricants – lubricants adulterated with used lubricants.</li> </ul>	<ul style="list-style-type: none"> <li>Regulate collection and disposal/ recycling of used lubricants.</li> </ul>	<ul style="list-style-type: none"> <li>Draft procedure for collection and disposal of used lubricants.</li> <li>Draft procedure for recycling of used lubricants.</li> <li>Formulate mechanism for testing the quality of lubricants.</li> <li>Review and update Sri Lanka Standards for lubricants.</li> <li>Draft procedure for compulsory import inspection of lubricants by the Sri Lanka Standards Institute and Sri Lanka Customs</li> </ul>
<b>Competition &amp; Price</b> <ul style="list-style-type: none"> <li>Barriers to entry – infrequent selection and authorization of new market participants.</li> </ul>	<ul style="list-style-type: none"> <li>Process requests for qualification as and when they are received.</li> </ul>	<ul style="list-style-type: none"> <li>Appoint standing technical evaluation and procurement committees.</li> </ul>
<ul style="list-style-type: none"> <li>Barriers to competition - duty differential between imported and locally blended lubricants.</li> </ul>	<ul style="list-style-type: none"> <li>Rationalize duties imposed on importation of lubricants, base oils and additives so as to promote fair competition.</li> </ul>	<ul style="list-style-type: none"> <li>In the interim, ascertain current duty differential and maintain same at ten percent, as decided by the Cabinet</li> <li>Conduct independent and in-depth study of local value addition and ascertain optimal duty differential to promote fair competition.</li> </ul>
<b>Other</b> <ul style="list-style-type: none"> <li>Unauthorized brands of lubricants and unauthorized activities in the market.</li> </ul>	<ul style="list-style-type: none"> <li>Regulate importation of lubricants by the Import &amp; Export Control Department and Sri Lanka Customs.</li> </ul>	<ul style="list-style-type: none"> <li>Formulate guidelines for Import &amp; Export Control Department on issuing Import Licenses and guidelines for Sri Lanka Customs on clearing of lubricants.</li> </ul>
	<ul style="list-style-type: none"> <li>Regulate unauthorized activities in the market</li> </ul>	<ul style="list-style-type: none"> <li>Formulate a mechanism for investigation and prosecution of unauthorized activities.</li> </ul>
<ul style="list-style-type: none"> <li>Lack of a consumer complaint handling procedure and responsible agency.</li> </ul>	<ul style="list-style-type: none"> <li>Refer complaints to the Public Utilities Commission of Sri Lanka for review and recommendation to the Ministry of Petroleum Resources Development for action by the Minister of Petroleum Resources Development.</li> </ul>	<ul style="list-style-type: none"> <li>Formulate procedure for submission and review of consumer complaints and mechanism for action by relevant Government agencies.</li> </ul>
<ul style="list-style-type: none"> <li>Lack of consumer awareness regarding correct selection, authorized and substandard lubricants.</li> </ul>	<ul style="list-style-type: none"> <li>Educate customers through a sustained awareness campaign</li> </ul>	<ul style="list-style-type: none"> <li>Formulate an awareness campaign</li> </ul>



**AFTER REVIEWING THE COMMENTS OF THE PUBLIC CONSULTATION, THE FOLLOWING ACTIVITIES WERE INITIATED IN 2018;**

- 1. PROCEDURE FOR HANDLING CONSUMER COMPLAINTS**
- 2. MECHANISM FOR TESTING THE QUALITY OF LUBRICANTS**
- 3. REVIEW AND UPDATE SRI LANKA STANDARDS FOR LUBRICANTS**
- 4. MECHANISM FOR COLLECTION, RECYCLING AND DISPOSAL OF USED LUBRICANTS**
- 5. ADVISE ON ECONOMIC VALUE ADDITION AND DUTY STRUCTURE OF IMPORTED AND LOCALLY BLENDED LUBRICANTS**

**OUT OF ABOVE 5 ACTIVITIES FIRST TWO ACTIVITIES WERE FINALIZED DURING 2018 WHILE 3 REMAINING ACTIVITIES WERE PLANNED TO BE FINALIZED DURING 2019.**

### **Procedure for Handling Consumer Complaints**

One of salient suggestions at the Public Consultation was the importance of having an institution and a procedure to handle complaints of lubricant users as they provide an opportunity for users to submit their complaints and find solutions.

As per the recommendation of the PUCSL, the Ministry of Petroleum Resources Development (MPRD) appointed a committee comprising of the Consumer Affairs Authority, Sri Lanka Police, Sri Lanka Standards Institution, Industrial Technology Institute, Sri Lanka Accreditation Board, Sri Lanka Customs and the PUCSL to look into these matters and develop a suitable procedure to handle consumer complaint in the lubricant market. The PUCSL prepared the procedure after obtaining inputs from members of the committee.

As per the procedure, any user who has a complaint on lubricants market may submit his/her complaint to PUCSL directly. PUCSL as the complaint handling body, having registering and acknowledging the complaint conduct initial reviewing. Depending on nature of the complaint, investigations can be done by the PUCSL including, inspecting (where necessary) manufacturers details, work stations of service providers with the participation of MPRD, Consumer Affairs Authority, Sri Lanka Standard Institute, Industrial Technology Institute, Sri Lanka Police and Sri Lanka Customs (where they involve). At the conclusion of the investigations, the PUCSL with the participation of institutions involved for the investigation of complaint prepare its decision to solve the complaint. The Decision approved by PUCSL will be forwarded for MPRD (as per power vested to the Ministry) or Consumer Affairs Authority (as per the power vested with the authority) to be communicated to parties to the complaint.

### **Procedures for Testing the Quality of Lubricants, Investigation & Prosecution of Unauthorized Activities**

Among the underlying issues arising from comments received during the public consultation was the sale of substandard lubricants, mainly lubricants adulterated with used lubricants. Consumer organizations stated that there are low priced adulterated lubricants being sold in the market and as such there is uncertainty amongst consumers regarding the quality of lubricants purchased.

Sri Lanka Standards have been published by the Sri Lanka Standards Institute for automotive lubricants and greases. However, there is currently no mechanism to test the quality of lubricants and enforce standards. Therefore, the PUCSL recommended the formulation of a procedure for testing the quality of lubricants. The Ministry of Petroleum Resources appointed a Committee on the above comprising of the Consumer Affairs Authority, Sri Lanka Police, Sri Lanka Standards Institution, Industrial Technology Institute, Sri Lanka Accreditation Board, Sri Lanka Customs and the PUCSL to formulate a procedure. The Committee has drafted a procedure for monitoring the market which entails the PUCSL working with the Consumer Affairs Authority, Industrial Technology Institute, Sri Lanka Standards Institute, Sri Lanka Accreditation Board, Sri Lanka Police and Sri Lanka Customs under the purview of the Ministry to test the quality of automotive lubricants marketed in Sri Lanka for conformity to standards by testing lubricants for their physio-chemical characteristics. The Ministry of Petroleum Resources is currently in the process of obtaining approval of the Cabinet of Ministers for the proposed procedure.



## ACTIVITIES FOR 2019

Following activities have been identified for the year 2019 for the Lubricant market.

Reference		Activity – 2019	Output
01	AP19/ CP/ LIC /07	Preparation of a solution for collection, recycling and disposal of used lubricants	Identification of a proper solution for collection, recycling and disposal of used lubricants
02	AP19/ RU/ LIC /21	Lubricant (Awareness programs/workshop/Market report)	Quality, Price
03	AP19/ RU/ LIC /22	Evaluation and Granting License for New Lubricant Market Players (3rd round)	Granting license for new lubricant market players
04	AP19/ CP/ REA/02	Review and update Sri Lanka Standards for lubricants	Updated and new Sri Lanka Standards for lubricants
05	AP19/ CP/ REA/05	Formulate procedure for compulsory import inspection of lubricants by the Sri Lanka Standards Institute and Sri Lanka	Implementation of a procedure for compulsory import inspection of lubricants by the Sri Lanka Standards Institute and Sri Lanka Customs
06	AP19/ CP/ REA/07	Formulate advise to the government on duty differential of imported and locally blended Lubricants for increased competition	Duty differential of imported and locally blended lubricants is maintained at 10 per cent



# PROFILES OF MARKET PLAYERS

## INTEROCEAN LUBRICANTS (PVT) LTD

Similar to previous years, Sri Lankan lubricant market remains highly volatile and price sensitive. Despite vulnerable market conditions all players are struggling to maintain their market share since expanding one's market share is becoming an increasingly difficult task to accomplish.

Looking at the retail lubricant market, it is interesting to note that despite an ever-increasing number of vehicle registrations in Sri Lanka each year, the lubricant market has been on a minor decline between 2016 to 2018. The data gathered during first two quarters of 2019 indicates that we are heading towards a noticeable decline in 2019. The appreciation of the US Dollar against Sri Lankan Rupee by over 20% during the year so far has driven the lubricant prices higher, pushing the users to stretch the lubricant use to maximum possible or to exceed maximum recommended usage levels, in order to manage the cost of lubricants. Added to this, the industrial lubricant market too has not shown a visible growth in the recent years.

In the face of above developments, the gray lubricant market was threatening to expand its activities. However, the vigilance of PUCSL has retarded the expansion of the gray market and kept it under check. Meanwhile, the operating cost of lubricant companies kept growing due increased administrative and distribution costs which in turn are driving the industry towards thinner profit margins. Unless we witness a resurgence of industrial activities in Sri Lanka, the day we start witnessing a declining lubricant industry may become a real possibility

**Nimal Bopearachchi**  
Chief Executive Officer  
Interocean Lubricants (Pvt) Ltd



# SINOPEC

PREMIUM LUBRICANTS

Interocean Lubricants (Pvt) Ltd. incorporated in 2008 serves as the Sole Distributor for Sinopec in Sri Lanka, making Sinopec Lubricants available locally through more than 1,500 dealer networks across the country. Finished and Packed Sinopec Lubricants are imported from China and Singapore. Product portfolio consists of engine oils, gear oils, hydraulic oils, greases, synthetic technology oils, automatic transmission oils and marine oils which are widely applied in many industries.

Incorporated in- 2008

Official Address:  
No. 371, Negombo Road, Wattala,  
Sri Lanka..

Tel : + 94 011 4343747  
Email : [info@interocean.lk](mailto:info@interocean.lk)  
[www.iol.lk](http://www.iol.lk)



# LAUGFS LUBRICANTS LTD

"The past 24 months have been challenging where unfavorable economic conditions, political instability and fluctuating monetary policies have culminated in a steady decline in the growth of the local lubricant industry.

However, local registered and licensed lubricant companies have been successful in weathering through these conditions and have proven themselves to be capable of meeting existing as well as excess demand for Lubricant within the country."

**Niroshan Pieries**

Chief Executive officer

Laugfs Lubricants Ltd



LAUGFS Lubricants Limited is a fully owned subsidiary of LAUGFS Holdings which is the only Sri Lankan company to launch its own brand, offering to every class of motor vehicles and industries. LAUGFS Lubricants was first introduced to the market in July 2008 as the first Sri Lankan brand of lubricants among many multinational players dominating the market. LAUGFS Lubricants are blended in Sri Lanka using modern cutting edge technology in compliance with international industry standards.

Incorporated in - 2008

Official Address:

LAUGFS Lubricants Ltd  
6th Floor, No. 101,  
Maya Avenue,  
Colombo - 6  
Sri Lanka

Tel : + 94 11 556 5800

Email : [info@laugfslubricants.com](mailto:info@laugfslubricants.com)

[www.laugfslubricants.com](http://www.laugfslubricants.com)





# TOYOTA LANKA (PVT) LIMITED

With the mission of creating life-time delighted customers, we, Toyota being the leading automobility and mobility solution provider in the world and the market leader for Japanese brand-new vehicles in Sri Lanka, always strive to deliver high quality products and Aftersales Services backed by Genuine Parts, Accessories and Toyota Genuine Motor Oils (Lubricants) by following 'Toyota Lanka Way' derived from our principles global vision.

Genuine Motor oil or commonly known as lubricants are critical components for the smooth and safest mobility. With the growing vehicle population, today lubricant market has been liberalized enabling for the importation, exportation, blending, production and distribution under the supervision and regulations of Public Utilities Commission of Sri Lanka (PUCSL) bringing market fundamentals and discipline. As a growing market with over millions of vehicles on the road, licensing and issuance of code of operation are crucial to have a fair play in the playing field. Thanks to the concerted efforts and leadership of PUCSL, today customers can use any global products with the safest mindset. On the other hand, the regulatory powers must be brought in for any violation in order to take remedial action for unresolved issues of adulteration of lubricants and importation of unauthorized lubricants to ensure customer protection is of paramount importance just as same as safe motoring.

## Udesh Wijesooriya

Unit Head  
Lubricants & Car Care  
TOYOTA



Established in 1995, Toyota pioneered the automobile integrator concept and the pursuit of bringing in automobile sales, servicing and spare-parts all under one-roof, introducing the first ever 'one-stop-shop' auto business model in the country.

Today, Toyota Lanka continues to expand and grow, reaching customers across diverse boundaries and limits. Since 1995, Toyota Lanka has brought about total mobility solutions in Passenger Cars, Commercial Vehicles, Trucks and the Sports Utility Vehicles segments and the Industrial Equipment sector.

To cater to all spare-parts, lubricants and car-care requirements, the branch network and service centres also span far and wide, with operations in Panchikawatte, Kandy, Galle, Kalutara, Ampara, Nugegoda, Gampaha, Kalutara, Anuradhapura and Negombo, along with the Toyota Lanka Authorized Service Stations (TLASS), island wide

Incorporated in - 1995

Official Address:  
Toyota Plaza  
No.337, Negombo Road, Wattala  
Sri Lanka.

Tel : +9411 2939000 – 6  
Email : [info@interocean.lk](mailto:info@interocean.lk)  
[www.toyota.lk](http://www.toyota.lk)



# CHEVRON LUBRICANTS LANKA

Chevron Lubricants Lanka is cautiously optimistic about the domestic lubricants market. Though we see the market demand reducing thus far in 2019 versus the same period last year, longer term we believe that the market could grow at approximately the rate of GDP growth. The market is a competitive one with representation from both the oil majors and regional players. Chevron would like to see more interaction with the regulatory bodies that govern the energy sector. An industry forum could be an avenue to discuss how companies and the government can collaborate to improve the industry for the benefit of Sri Lankan businesses and consumers.

## **Pat McCloud**

Managing Director / CEO  
Chevron Lubricants Lanka



Chevron Lubricants Lanka PLC engages in blending, manufacturing, importing, distributing, and marketing lubricants oils, greases, brake fluids, and specialty products in Sri Lanka. The Company offers its products for industrial, commercial, and consumer applications. Chevron Lubricants Lanka PLC markets its products under Chevron, Caltex, and Texaco brands. The Company was incorporated in 1992 and is based in Colombo, Sri Lanka.

Incorporated in - 1992

Official Address:  
Level 16, MAGA ONE, No. 200, Nawala Road,  
Narahenpita, Colombo 05,  
Sri Lanka.

Tel : +9411 4524524  
Fax : +9411 4524506  
[www.chevron.lk](http://www.chevron.lk)





## UNITED MOTORS LANKA LIMITED

Based on the import statistics of vehicles, there is a significant drop in the vehicle imports, whereas the Brand new vehicles segment has dropped by 40% and the recon have come down by 50%, as a result the impact has transferred to the lubricant market and the recorded drop is approximately 10% or more within the first 8 months.

Based on what we have observed, the market dynamics also has changed to a greater extent. In terms of commercial the intermediaries are keeping a thick margin while transferring a small portion to the end user, in simple the market has become reseller based and not on the end user. The stockists have a higher negotiation power than the end-user.

Based on new inventions in the 4 wheel vehicle trade, many new applications have introduced to the market in all segments as a result high spec products have launched by the lubricant importers.

The motor cycle segment too has changed lot when compare with the 4 wheeler market, it is highly noticeable of a significant growth in a segment specified for scooters as it is a new market. Also the other markets are slowly diminishing with the development of scooter oil market.

Some of the motorcycle importers have extended their warranty period for 4-5 years and hence forth only OEMs being recommended during that period and the others have to survive with the left outs which is very small when compare with the total market.

**Priyantha Ellepola**  
General Manager  
Valvoline



United Motors Lanka PLC has been in existence for over 70 years and represents some of the world's leading automotive and related products and leads a commanding position in each of the product categories. The company has been featured amongst the Top 100 Most Respected Entities by LMD several times while Business Today has listed the company amongst the Top 25 Companies. United Motors has also been honored by the Chartered Institute of Accountants as the Winner of the Annual Report for the automotive sector in terms of profitability growth, corporate governance and Corporate Social Responsibility activities.

UML is the sole distributor for some of the globally renowned passenger and commercial vehicle brands such as Mitsubishi passenger vehicles, Fuso Trucks & busses, JCB heavy equipment, Perodua & Zotye Cars, JMC trucks, Brilliance Vans, DFSK Commercial and passenger vehicles. It is further the sole distributor for Valvoline lubricants, Yokohama tyres, and Simonize car care products.

Official Address:  
100, Hyde Park Corner  
Colombo 2  
Sri Lanka

Tel : +94 11 4797200 +94 11 2448112,4  
+94 11 2448113

Email : [info@unitedmotors.lk](mailto:info@unitedmotors.lk)  
[www.unitedmotors.lk](http://www.unitedmotors.lk)



# NAWALOKA PETROLEUM (PVT) LTD

"Total", the world's 4th largest French multinational oil company which is a fortune 500 company with an annual revenue exceeding 150 billion Euros. "Total" presently operating in 130 countries with over 96000 employees worldwide, engages in all aspects of the petroleum industry such as oil & gas exploration, development and production, refining, trading as well as the shipping and transport of crude oil and petroleum products. With this strong collaboration Nawaloka Petroleum (Pvt) Ltd is engaged in importing, distributing, and marketing wide range of lubricant oils, greases, and coolants in Sri Lanka under Total & ELF brands. The company offers its products for industrial, commercial and consumer applications and is endorsed by most of the Original Engine Manufacturers like TATA, Renault, Maruti, Peugeot, Nissan, Citroen and KIA.

Nawaloka Petroleum (Pvt) Ltd was incorporated on 29th April 2010, and started its commercial operations in May 2010. Nawaloka Petroleum (Pvt) Ltd is dedicated towards automotive related Industries and currently it is a rapidly but steadily growing tree in the country, spreading its branches in few of the leading brands as their local partner in Sri Lanka. The success of this company lies on its strong partnerships with giant multinationals with strong reputed brands and the dedicated staff who are passionate about the performances & success. Joining hands with leading international business entities we hold the Sole Distributorships for following world renowned International Brands & perform well, gaining financial benefits for both parties.

## **Prabath Jayawardana**

General Manager  
Nawaloka Petroleum (Pvt) Ltd



Nawaloka Petroleum (pvt) Ltd is dedicated to automotive related industries. Joining hands with the international business entities Nawaloka Petroleum (pvt) Ltd markets world renowned lubricant brands

## **Vision**

The Most customer preferred Automotive supplier in the Country

Incorporated in - 2010

## **Official Address:**

Nawaloka Specialist Centre,  
10th floor, 115,  
Sri James Peiris Mawatha,  
Colombo 02

Tel + 94 11 55 77 111

Email : priyanthaj@jdcs.l.com  
www.nawalokaholdings.com





## ASSOCIATED MOTORWAYS (PVT) LTD

Lubricant Market in Sri Lanka, predominantly a dealer driven business has its pros and cons, but from a consumer's point of view it could be disadvantages as it limits the choice a consumer can make, as they depend more on the middleman (the dealer), the influencer.

As a regulatory body focused on consumer protection, PUCSL has a major role in creating a level playing field among the stakeholders, enabling world class lubricant manufactures to invest more on consumer awareness and education, empowering consumers to make the best purchase decision and value for money.

Consumer should be given the opportunity to decide between world class products that meets latest regulatory requirement, improved performance, improved efficiency and OEM recommendations.

Information is key in identifying the right lubricant product in a rapidly changing industry as a result of improved engine technology, driven by requirement for more power, smaller engines, extended service intervals, reduced emissions and increased efficiency.

The present TAX structure is one of the areas which is disadvantages for finished lubricant product importers because it creates limitations when competing with local blenders, who benefit from comparatively lower TAX percentage on raw material imports.

We wish to also make this an opportunity to applaud PUCSL for the aggressive measures taken to remove substandard and adulterated lubricant products from the market.

### *Oswald Pereira*

Head of Lubricants

Associated Motorways (Pvt) Ltd



Established in 1949, a pioneer in the country's tyre retreading industry, Associated Motorways (Private) Limited, popularly known as AMW, is a highly respected company in Sri Lanka with more than 65 years of service experience.

AMW concentrates on product and service development, while offering world renowned automotive and related products and service brands to its valued customers.

AMW's core business sectors are Tyre Retreading, Automotive sales and after-sales services, Lubricants, Batteries & Tyres and Financial Services (Leasing, Hire Purchase) which are carried out by the following companies;

Associated Motorways (Private) Ltd. Manufacturing sector – Tyre Retreading, manufacture of motorcycles tyres, manufacture of 3 wheeler tyres, manufacture of solid tyres, custom compound mixing and manufacture of other rubber products.

Automotive sector – Automotive sales after-sales including Tyres, Batteries & Lubricants and car care products.

### Automotive product range

- Motor cycles, Marine & Power products.
- 3 wheelers.
- Passenger cars, vans.

### Official Address:

No: 185, Union Place,  
Colombo 2,  
Sri Lanka.

Tel : (+94) 117609609

(+94) 112309300

Fax : (+94) 112304646

Email : [info@amwld.com](mailto:info@amwld.com)

[www.amwld.com](http://www.amwld.com)



## N M DISTRIBUTORS (PVT) LTD

SHELL is a global group of Energy and Petrochemical companies and strive to help and meet the energy needs of the society in ways that are economically, environmentally and socially responsible. In line with this we as, responsible citizens of our country would suggest the PUCSL to introduce and implement a suitable mechanism for proper collection and disposal of waste oil which in turn could be used as furnace oil in the industry segment. This will avoid the existing violations of the regulatory frame work and also help building an environment friendly society.

Furthermore, in spite of the present regulations in force, several non-licensed organizations do market lubricants having different quality standards, which the government has still failed to control. Also, the present consumer knowledge on the use of high-quality lubricant in the automotive sector and even in the Industry sector, and its performance and value benefits to the end user or the Industry is at a low key as the market is still price driven.

However, the initial steps taken by the PUCSL with a cabinet approval in controlling this, is highly appreciated and supported by us. Once this is properly regulated the, new and modern vehicle owners could be prevented from facing serious difficulties, with engine and transmission failures.

### **L P Tillekeratne**

Director / CEO  
N M Distributors (Pvt) Ltd.



N M distributors (Pvt) Ltd., is a subsidiary of M/S Neil Marine Ltd., member of Penthouse group whom are the famous fiber glass boat manufacturers & exporters in South East Asia.

N M Distributors (Pvt) Ltd are the imports of the prestigious "Shell" Lubricants and holds the distributing rights for Sri Lanka. Shell Lubricating oils are widely used and popular with motoring public as well as with the Industrial sector.

Incorporated in - 1992

Official Address:  
N M Distributors (Pvt) Ltd  
No.88C,  
Galle Road,  
Dehiwala North

Tel : +94 114 208 697 / +94 114 208 698  
E-mail : nmd@neilmarine.com  
www.nmdistributors.com



# TVS AUTOMOTIVES PRIVATE LIMITED

A stagnant market with a clear dominance of a few companies is a challenge for many within the industry. Facilitating a fairer price gap between local manufacturing and imports is a need of the hour. We certainly seek the support of the regulatory bodies to ensure an "even playing field". New entrants may affect the overall industry standards maintained by the leading global and regional players already in.

It is important to note that our customers who have patronized MAK continue to show loyalty to our range of products. We are committed in providing customer-fit lubricants solutions to the Sri Lankan market to further strengthen our position.

**Prasanna de Silva**  
General Manager  
TVS Automotives Private Limited



TVS Motor Company is the third largest two-wheeler manufacturer in India and one among the top ten in the world, with annual turnover of more than USD 1 billion in 2008-2009, and is the flagship company of the USD 4 billion TVS Group.

A bike for anyone

TVS Motor currently manufactures a wide range of two-wheelers from mopeds to racing inspired motorcycles.

## COMPANY VISION

To be the best personal transport solution provider in Sri Lanka.

## COMPANY MISSION

To be the most sought after company in the personal transportation industry through the highest level of customer satisfaction, continuous innovation in processes in order to achieve customer delight while developing a team of self motivated employees so that they generate a reasonable return for the development of the company.

Official Address:  
No.38, Old Negombo Road,  
Wattala, Sri Lanka.

Tel : +94 11 460 0500  
Fax : +94 11 461 4906  
Email : info@tvslanka.lk  
www.tvslanka.lk





# CEYLON PETROLEUM CORPORATION

Ceylon Petroleum Corporation, being the leading Petroleum product marketer in Sri Lanka is committed to value addition to the lubricant product market of Sri Lanka. Today, in collaboration with M/s Hyrax Oil Sdn Bhd of Malaysia, Ceylon Petroleum Corporation has managed to obtain products from the newly built Lubricant Blending Plant at Muthurajawela. This is a breakthrough of CPC's lubricant marketing strategy, where the quality of the products will be guaranteed through a fully equipped laboratory attached to the blending plant. CPC lubricants business is expected to operate based on a competitive model while engaging in a constructive dialogue with the regulating institutions of the government to improve the product quality and to satisfy the demand of the new automobiles and industry requirements. CPC will be committed to create value in the lubricants business in Sri Lanka.

**G.S. Withanage**

Chairman

Ceylon Petroleum Corporation



All our lubricating oils are blended in a blending plant having ISO 9001/2000 certification. Ceypetco brands of lubricants denote various lubricants types meeting the relevant international specifications American Petroleum Institute (API), MTU Friedrichshafen SmbH and European Automobile Manufacturers Association (ACEA) and fields of service both industrial and automotive applications.

## MISSION

To achieve excellence in petroleum refining, sales and marketing of high quality products and meet the expectations of the stakeholders through a dedicated team of professionals and a loyal and efficient dealer network and by providing total solutions and services exceeding customers expectation while utilizing a high technology base for growth and development of the enterprise with total employee participation and innovation and maintaining high ethical norms in all its activities with highest concern for health, safety and environment.

## VISION

To be the premier customer driven, environmental friendly, enterprise in the petroleum and related industries in the region while contributing towards the prosperity of our nation.

## Official Address:

Ceylon Petroleum Corporation,  
No.609, Dr. Danister de Silva Mawatha,  
Colombo 09

Tel : +94 11 5455455

[www.ceypetco.gov.lk](http://www.ceypetco.gov.lk)



# MCLARENS LUBRICANTS LIMITED

McLarens Lubricants Limited (MLL) congratulates the Public Utility Commission of Sri Lanka (PUCSL) for their continued engagement with stakeholders in the lubricant market. Their effort has resulted in better regulations of quality lubricants, and better choice for the end consumer who now has access to leading lubricants originating from USA, France, Germany, Netherlands, Japan, India, China and, indeed, Sri Lanka.

We are experiencing a downturn in lubricant market since 2016 despite positive GDP growth, increased vehicle ownership, and increasing industrialization. Further, we are very optimistic about the growth of lubricant market in the coming years due to the timely actions being taken by PUCSL to stop illicit imports and product adulterations. On our part, we at MLL will be delighted to extend our fullest support, underscoring our commitment to Sri Lankan consumers.

## Tharindu Atapattu

Director/Chief Executive Officer  
McLarens Lubricants



McLarens Lubricants Ltd is a subsidiary of diversified conglomerate, McLarens Group. McLarens Lubricants is the sole distributor for the foremost oil major ExxonMobil Corporation. ExxonMobil operates facilities and market products in most of the world countries and explores oil and gas in 6 continents.

In Sri Lanka, Mobil has been the image leader with its flag ship brand Mobil 1 which has a leading share of the worldwide synthetic motor oil market and moreover it has been asserted with premium products such as Mobil Super Series and Delvac Series. In addition the high presence in Mobil Industrial Oils in General Manufacturing, Energy, Marine and Aviation. Our Mobil SHC Flag Ship synthetic lubricants is designed to protect equipment's operating under severe conditions including loads and pressures.

## Official Address:

#284 Vauxhall Street,  
Colombo 02, Sri Lanka.

Tel : + 94 011 432 1180

Fax : + 94 011 231 4103

Email : [info@mclarenslubes.lk](mailto:info@mclarenslubes.lk)

[www.mclarenslubes.lk](http://www.mclarenslubes.lk)





# LANKA IOC PLC

Lanka IOC PLC is the overseas venture of IOC India, a Fortune 500 company. It is the only private oil company other than the state-owned Ceylon Petroleum Corporation (CPC) that operates over 150 retail petrol/diesel stations in Sri Lanka and has a very efficient lube marketing network. Its major facilities include an oil terminal at Trincomalee, Sri Lanka's largest petroleum storage facility and an 18,000 tonnes per annum capacity lubricant blending plant and state-of-the-art fuels and lubricants testing laboratory at Trincomalee. With a powerful compilation of energy brands in addition to the SERVO brand of lubricants.



Lanka IOC, a subsidiary of Indian Oil started its operation in 2002 in Sri Lanka. Lanka IOC markets Auto Fuel, Bunker fuel, Bitumen, Servo brand Lubricants and Petrochemicals. Lanka IOC is the largest listed energy company, ranked amongst the top 30 best companies by the Business Today group and always ranked top ten companies by LMD in Sri Lanka. Lanka IOC commissioned state of art Lube blending plant at Trincomalee in 2007. The blending plant became the first lubricant plant in Sri Lanka to obtain the prestigious ISO 9001-2015 from the SLSI which is expected to further enhance market acceptance of the wide range of products. Lanka IOC with 202 Modern Petrol Shed, 24 lube distributors and over 235 Servo Lube Shop, its lubricants have reached every nook and corner of the Island and achieved more than 20% market share within short span of time.

## Official Address:

Level 20, West Tower  
World Trade Center,  
Echelon Square, Colombo - 01,  
Sri Lanka

Tel :+94 11 2475720

Fax :+94 11 2391490, +94 11 2475749

Email : [info@lankaio.com](mailto:info@lankaio.com)

[www.lankaio.com](http://www.lankaio.com)



# TRANSMEC INTERNATIONAL (PTE) LIMITED

MOTUL, established in 1853, has a wide range of synthetic and mineral lubricants which is recommended by most of the original equipment manufacturers - namely Mercedes Benz, BMW, Porsche, Subaru, SsangYong, and Honda among most of others.

MOTUL is actively involved in locally and internationally recognized motor sports events and has technical partnerships with teams in international competitions such as: 24 Hours of LeMans (cars and motorcycles), FIA GT1 World Championship and Super Formula, to name a few. MOTUL is the official lubricant partner for Moto GP - 2015/2016.

Currently MOTUL in Sri Lanka exclusive supplies lubricants for all Micro vehicles which covers brands such as Alfa Romeo, SsangYong, Geely, Renault, Scania, Yutong, Higer and Sinotruck. With a wide range of automotive products to back them, MOTUL has an extensive distribution network island wide.

The MOTUL product range consists of,

- Engine oils - Synthetics / Minerals
- Motor sports products
- Passenger car motor oils
- Diesel engine oils
- 2T and 4T motor cycle engine oils
- Transmission oils
- Specialties - Brake fluids / Coolants



Transmec International (Pvt) Ltd., a member of Micro Holdings, the sole distributor for the French Lubricant giant Motul in Sri Lanka.

Motul specific engine oils are produced to meet Ford approved standards, especially designed to lubricate all Ford diesel and gasoline engines.

Transmec International Pvt Ltd. have developed specific Ford range of oils dedicated to the new generation of Ford engines.

The French lubricant giant Motul was one of the first oil brands in the world to be registered since 1853. As a lubricant specialist Motul produces high-quality lubricants for passenger cars, commercial and motorcycles. Motul has accumulated experience in the field of lubrication technology and has also offered profound know-how to the industry over many decades

Official Address:  
873, Kandy Road,  
Wedamulla,  
Kelaniya,  
Sri Lanka

Tel + 94 776 62 62 62  
+ 94 11 269 50 56  
Email : sales@microholdings.lk  
www.microcars.lk



## AUTHORIZED PARTIES/BRANDS

As at end of year 2018, there were thirteen (13) parties authorized to import, export, sell, supply and distribute lubricants (Activity 2) and three (3) parties were authorized to import, export, sell, supply,

distribute and blend lubricants (Activity 1) under following authorized brands in Sri Lanka.

Table 1 : List of authorized parties/brands and activities in Sri Lankan Lubricant Market

Brand(s)	Company	Nominee	Activity
	Chevron Ceylon Limited	Chevron Lubricants Lanka PLC	Activity 1
	Indian Oil Corporation Limited	Lanka IOC PLC	Activity 1
	ExxonMobil Asia Pacific Pte. Limited.	McLarens Lubricants Limited	Activity 2
	Valvoline LLC	United Motors Lanka Limited	Activity 2
	Shell Markets (Middle East) Limited	N. M. Distributors (Pvt) Limited	Activity 2
	BP Middle East LLC.	Associated Motorways Limited	Activity 2
	Laugfs Holdings Limited	Laugfs Lubricants Limited	Activity 1
	Bharat Petroleum Corporation Limited	TVS Automotives Private Limited	Activity 2
	Motul	Transmec International	Activity 2
	Lubricant Company Sinopec Corporation	Interocean Lubricants Limited	Activity 2
	Toyota Tsusho Corporation	Toyota Lanka (Pvt) Limited	Activity 2
	Total Oil India Private Limited	Navaloka Petroleum (Pvt) Limited	Activity 2
	Ceylon Petroleum Corporation		Activity 2



## MARKET GROWTH AND MARKET SHARE

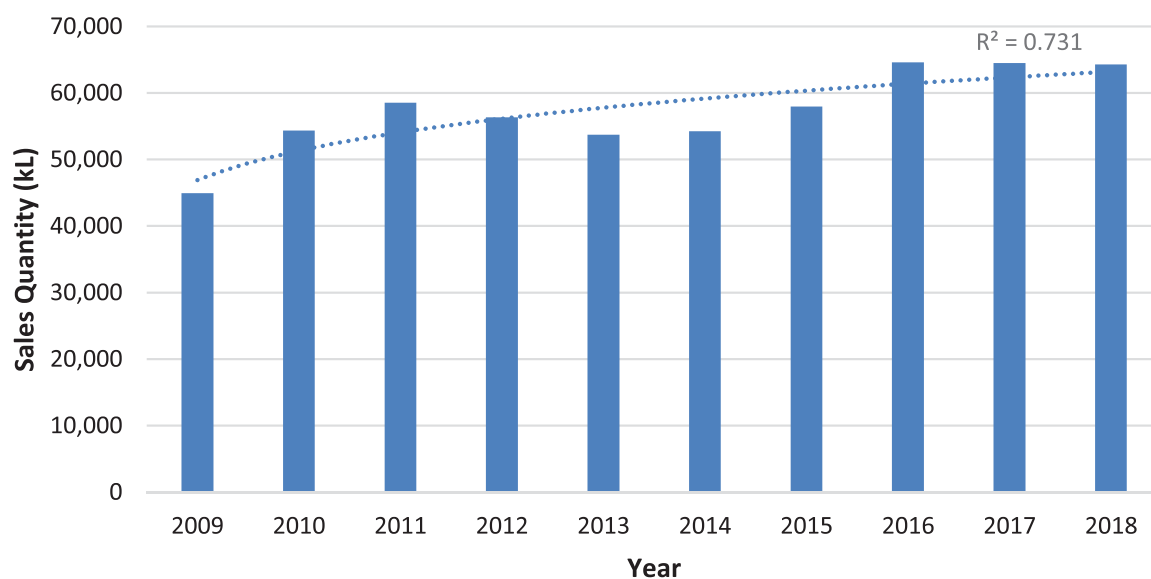
A total of 64,267 kL of lubricants worth of LKR 27.34 billion were sold during the year 2018, which is 218 kL decrease compared to the total sales (quantity) of year 2017. The revenue earned was 814 million higher compared to the revenue of year 2017.

Annual quantity decreased by 0.34% while annual revenue increased at a percentage of 3.07% compared to the year 2017.

Table 2 : Lubricant Sales - 2009 to 2018

Year	Lubricants - Total Sales		Annual Increase (%)	
	Quantity (kL)	Revenue (LKR Mil.)	Quantity	Revenue
2018	64,267	27,336	(0.34)	3.07
2017	64,485	26,522	(0.15)	1.57
2016	64,585	26,112	11.4	11.3
2015	57,978	23,463	6.8	3.6
2014	54,265	22,640	1.0	11.0
2013	53,708	20,397	(4.7)	(2.2)
2012	56,334	20,854	(3.8)	11.1
2011	58,554	18,775	7.7	33.8
2010	54,369	14,035	21.0	27.1
2009	44,945	11,039		

Figure 1 : Lubricant Sales (kL) - 2009 to 2018



According to table 3, market leader held a share of 37.3 % in 2018 (39.9 % in 2017) with nearest competitor seized 17.6 % of market share in the same year up from 17.1 % in 2017.

Table 3 : Lubricant Sales and the Market Share - 2018

Company	SALES QUANTITIES					
	2018		2017		2016	
	kL	%	kL	%	kL	%
Chevron Ceylon Limited	23,987.00	37.32		39.89	29,251.30	45.29
Indian Oil Corporation Limited	11,316.17	17.61		17.01	10,590.26	16.40
Laugfs Holdings Limited	5,775.00	8.99	4,949.56	7.68	3,419.59	5.29
ExxonMobil Asia Pacific Pte.	4,959.08	7.72	3,534.70	5.48	3,105.96	4.81
Ceylon Petroleum Corporation	4,071.49	6.34	5,411.60	8.39	5,445.90	8.43
Bharat Petroleum Corporation	3,584.00	5.58	3,452.00	5.35	3,710.27	5.74
Toyota Tsusho Corporation	2,398.13	3.73	2,110.00	3.27	1,911.99	2.96
Shell Markets (Middle East)	2,330.68	3.63	1,898.34	2.94	1,290.11	2.00
Lubricant Company Sinopec Corporation	1,975.00	3.07	1,986.00	3.08	1,569.20	2.43
Valvoline LLC	1,525.48	2.37	1,949.84	3.02	1,869.49	2.89
BP Middle East LLC	1,496.20	2.33	1,639.54	2.54	1,693.26	2.62
Total Oil India Private Limited	720.866	1.12	720.89	1.12	593.12	0.92
Motul	127.578	0.20	141.91	0.22	134.88	0.21
<b>Total</b>	<b>64,266.67</b>	<b>100.00</b>	<b>64,484.98</b>	<b>100.00</b>	<b>64,585.33</b>	<b>100.00</b>

Market leader held a share of 37.32 % in 2018 (39.89 % in 2017) and nearest competitor seized 17.61 % of market share in the same year (17.01 % in 2017). Market leader had reduced the share by 2.57% compared to 2017.

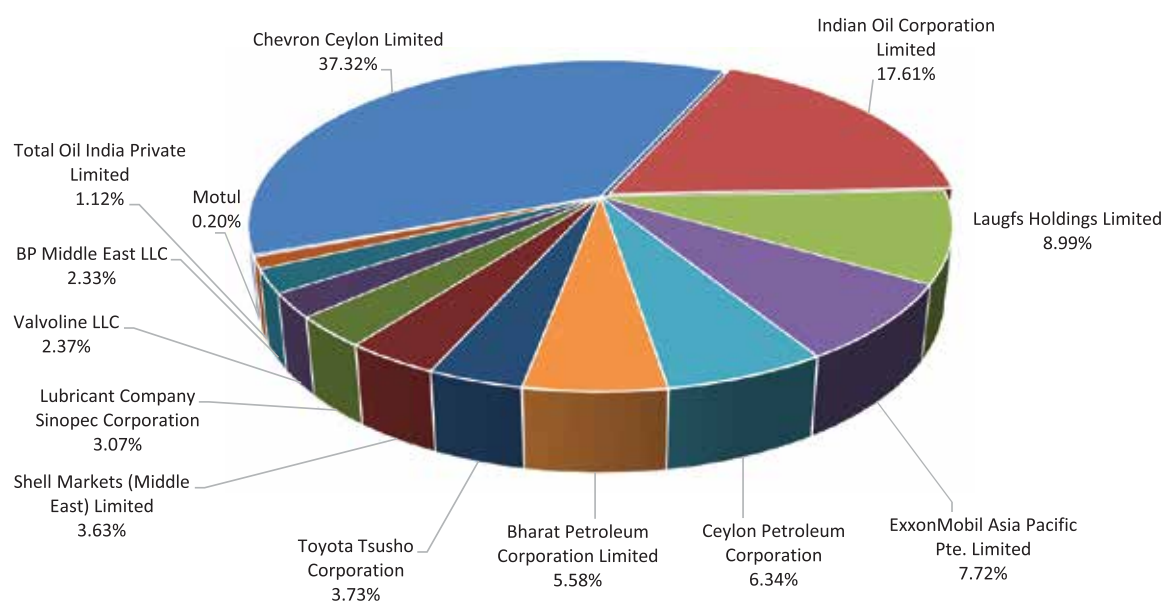


Figure 2 : Lubricant Sales (Quantity) – 2018

Market leader held a revenue of 35.21% in 2018 with nearest competitor gasped 11.81% of revenue in the same year.

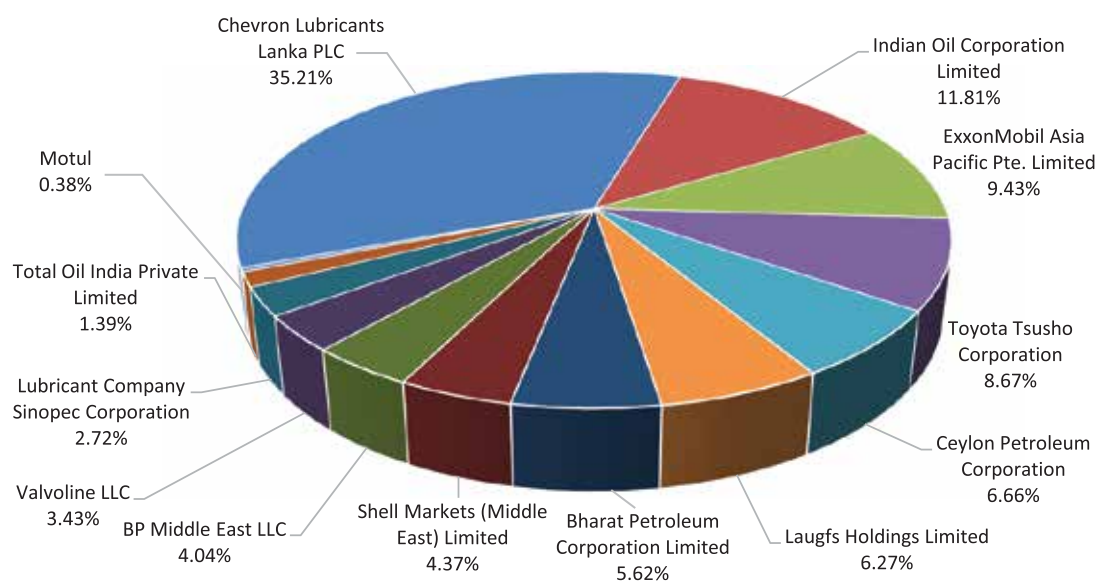


Figure 3 : Lubricant Sales (Revenue) - 2018



## Lubricant Sales

Table 4 : Lubricant Sales (Company) – 2011 to 2018

Company	Lubricant Sales Quantity (kL)							
	2011	2012	2013	2014	2015	2016	2017	2018
Chevron Ceylon Limited	33,297	31,028	28,240	26,752	27,585	29,251	25,721	23,987
Indian Oil Corporation	6,565	6,230	6,738	6,832	8,618	10,590	10,969	11,316
Laugfs Holdings Limited	2,620	1,910	1,798	2,896	2,858	3,419	4,949	5,775
ExxonMobil Asia Pacific Pte.	4,065	4,302	3,120	3,680	2,857	3,105	3,534	4,959
Ceylon Petroleum	4,915	5,589	6,452	5,718	5,325	5,445	5,411	4,071
Bharat Petroleum	1,771	1,565	1,759	2,241	2,951	3,710	3,452	3,584
Toyota Tsusho Corporation	542	729	798	1,027	1,483	1,911	2,110	2,398
Shell Markets (Middle East)	1,183	1,183	1,160	1,183	1,412	1,290	1,898	2,330
Lubricant Company Sinopec	1,784	1,565	1,221	1,207	1,527	1,569	1,986	1,975
Valvoline LLC	663	710	784	1,076	1,300	1,869	1,949	1,525
BP Middle East LLC	54	20	1,475	1,314	1,519	1,693	1,639	1,496
Total Oil India Private Limited	144.28	160	112	286	479	593	720	720
Motul	21	56	46	46	59	134	141	127
Total	57,629	55,054	53,707	54,264	57,978	64,585	64,484	64,266

Table 5 : Lubricant Sales (Type) – 2011 to 2018

Type	Lubricant Sales Quantity (kL)								
	2010	2011	2012	2013	2014	2015	2016	2017	2018
Automotiv	38,024	39,963	37,389	37,418	38,942	42,858	46,607	46,804	47,251
Industrial	8,700	9,648	10,418	11,361	9,956	10,724	11,625	10,624	10,404
Marine	3,656	3,723	3,316	2,546	2,870	1,786	3,417	4,159	3,810
Greases	2,295	2,545	2,459	2,380	2,491	2,608	2,810	2,645	2,619
Other	1,693	1,726	1,470	-	3	-	124	252	180
Total	54,368	57,608	55,054	53,707	54,264	57,978	64,585	64,484	64,266

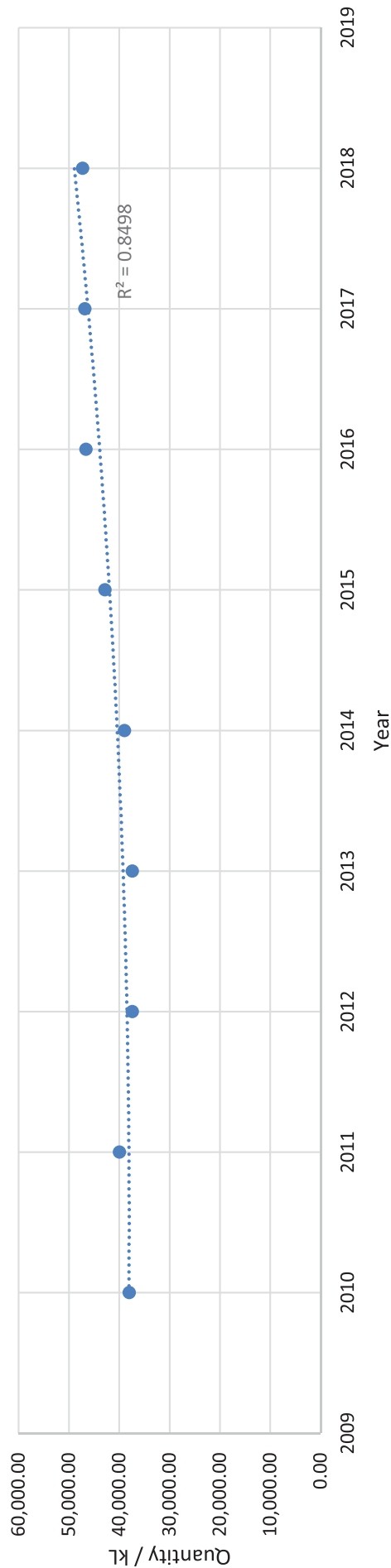


Figure 4 : Lubricant (Automotive) Sales

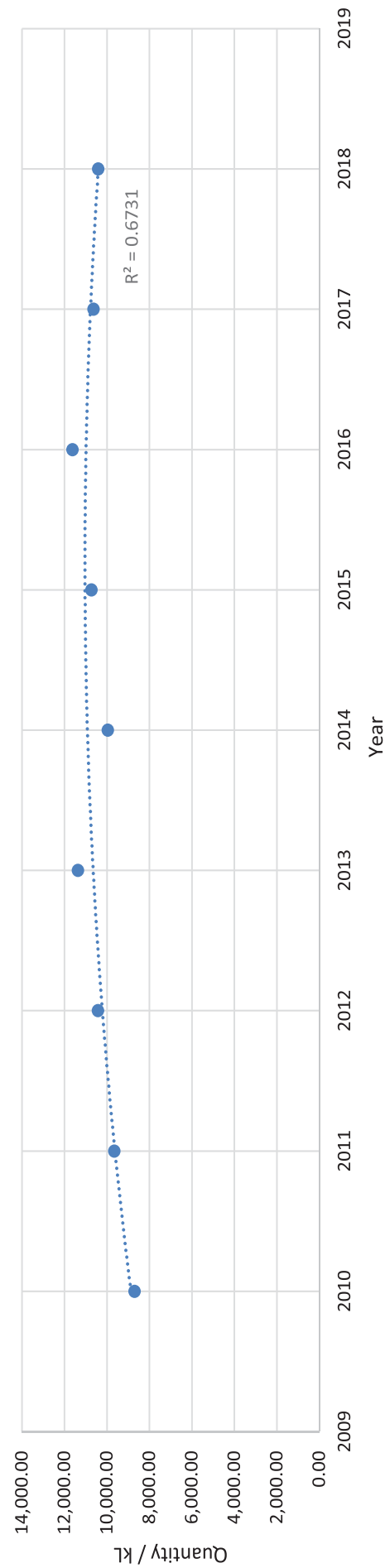


Figure 5: Lubricant (Industrial) Sales

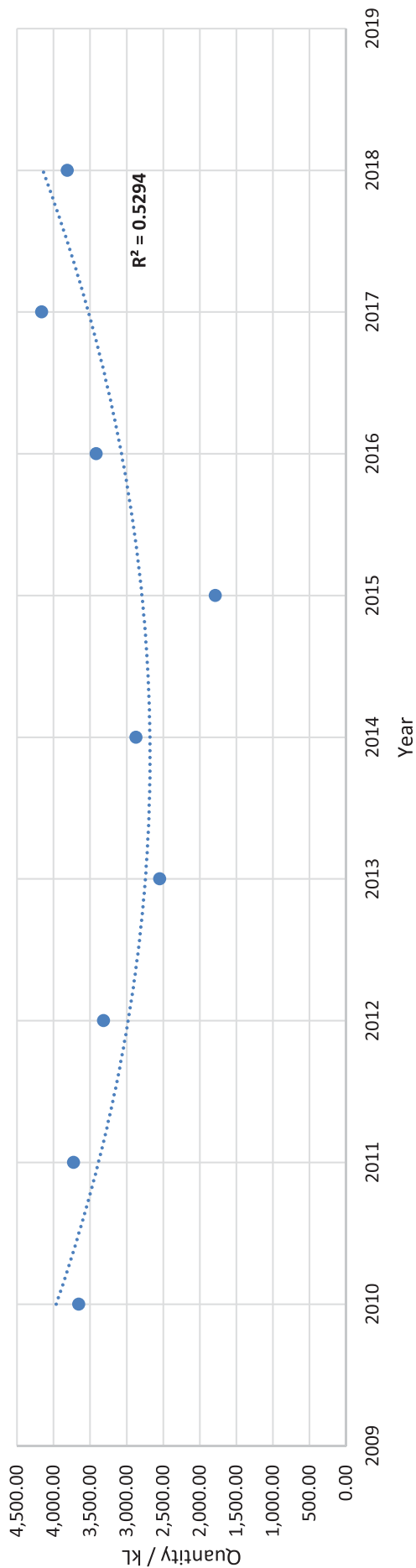


Figure 6 : Lubricant (Marine) Sales

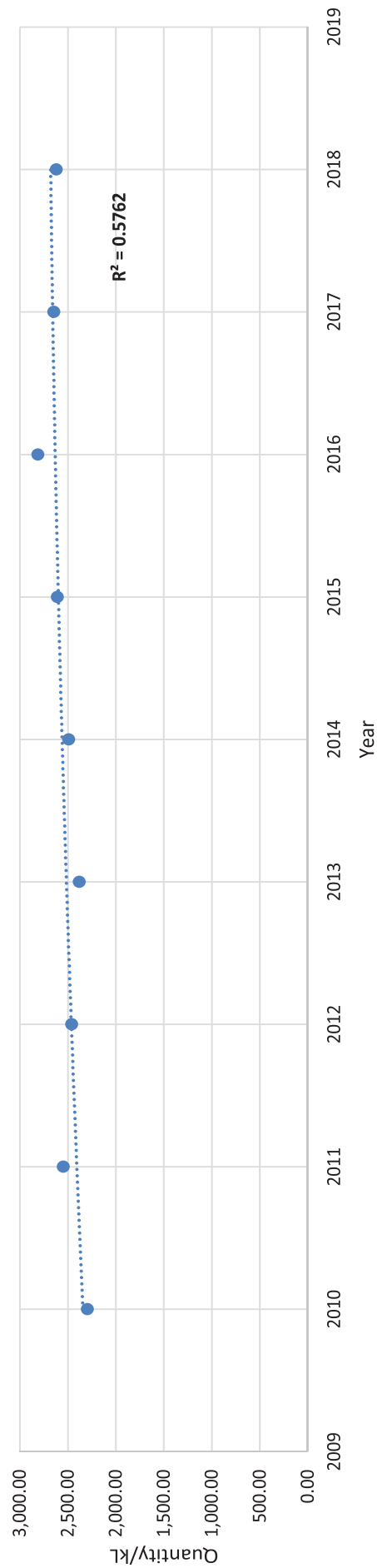


Figure 7 : Lubricant (Greases) Sales

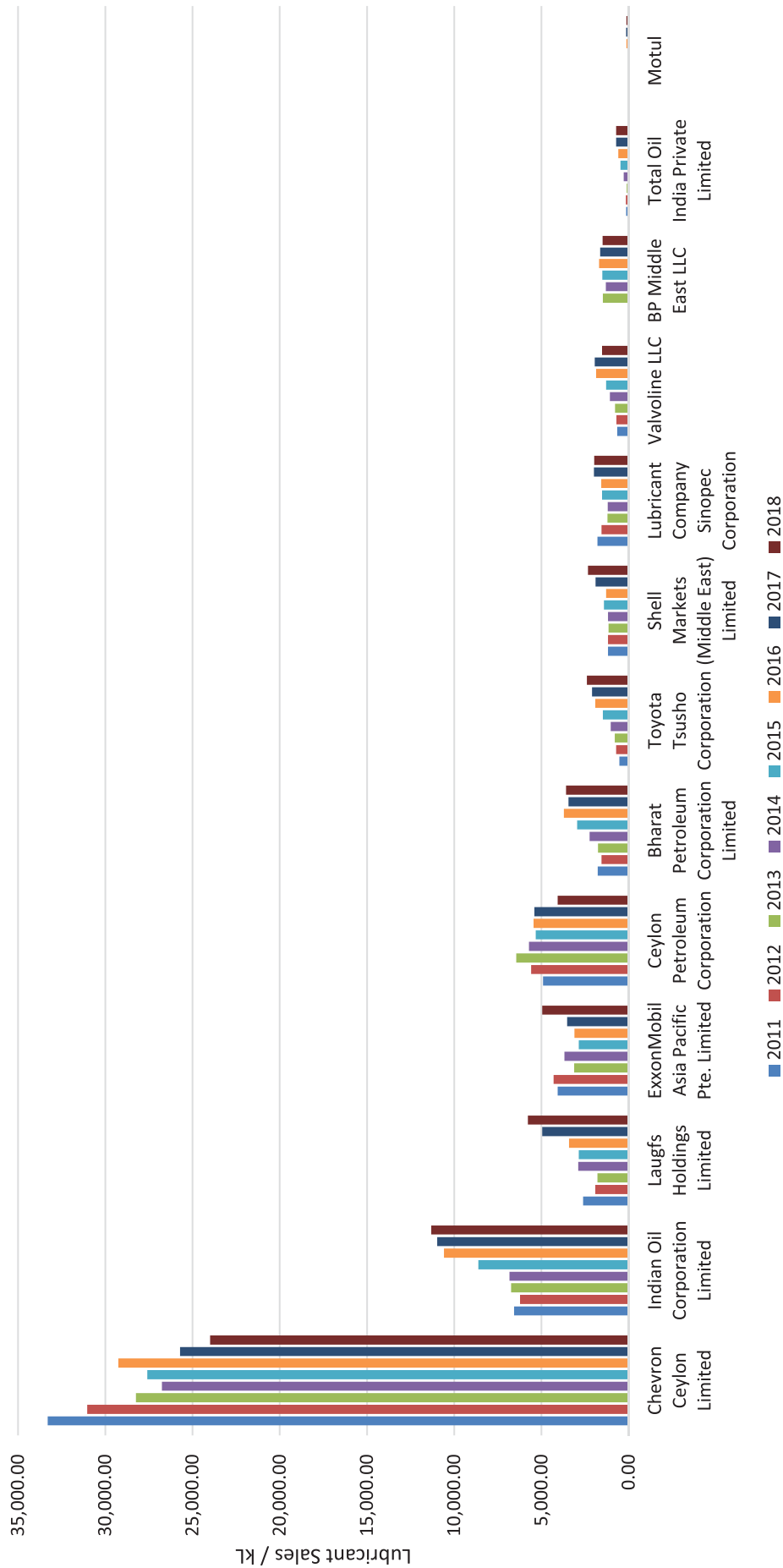


Figure 8 : Lubricant Sales (kL) by Company – 2011 to 2018

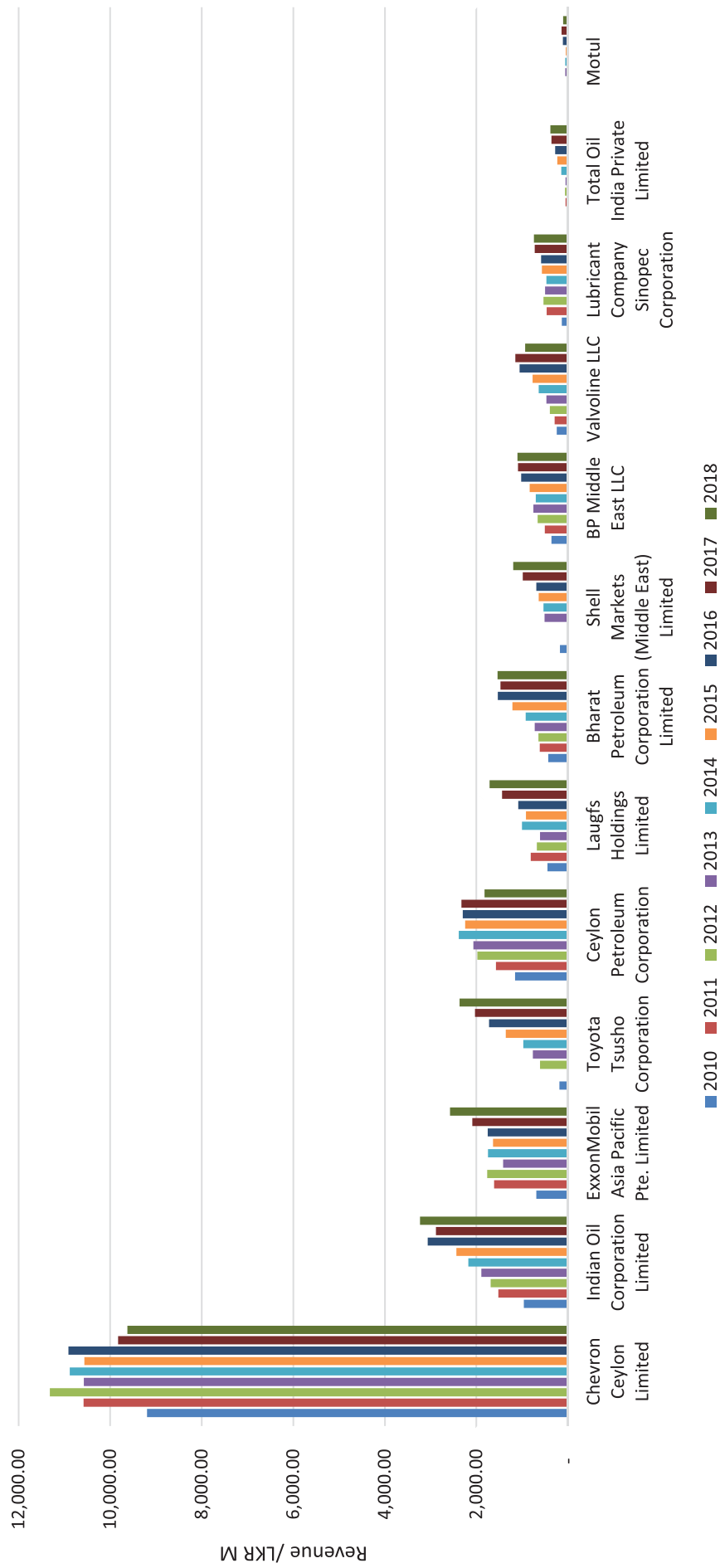


Figure 9 : Lubricant Sales Revenue (LKR in M) by Company – 2010 to 2018



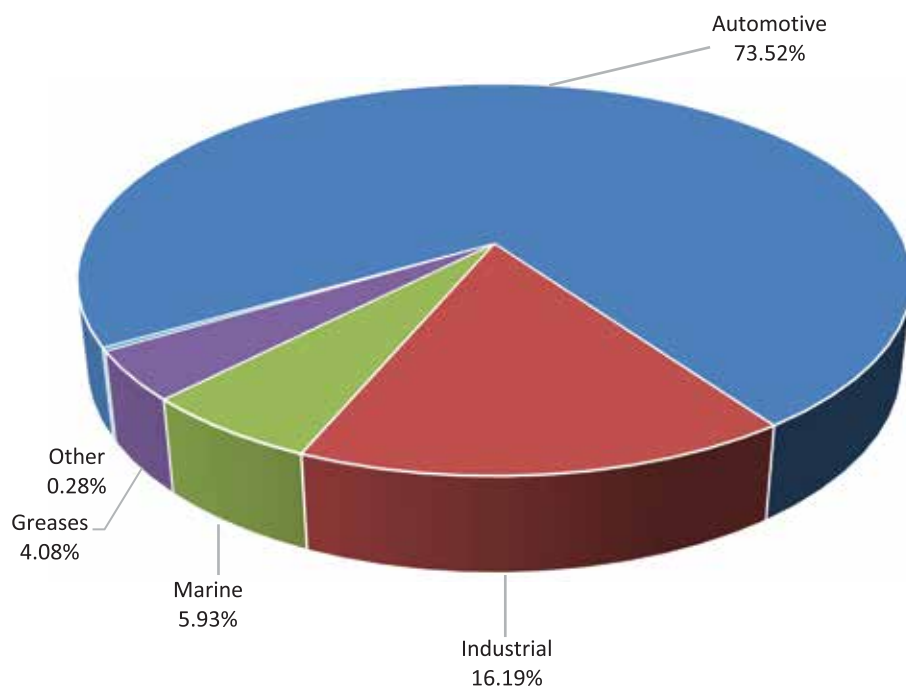


Figure 10 : Lubricant Sales Quantity by Type -2018

Automotive lubricants held the highest market share in 2018 which was 73.52%, Second highest value held by Industrial lubricants (16.19%) and Marine lubricants held 5.93% of market share.

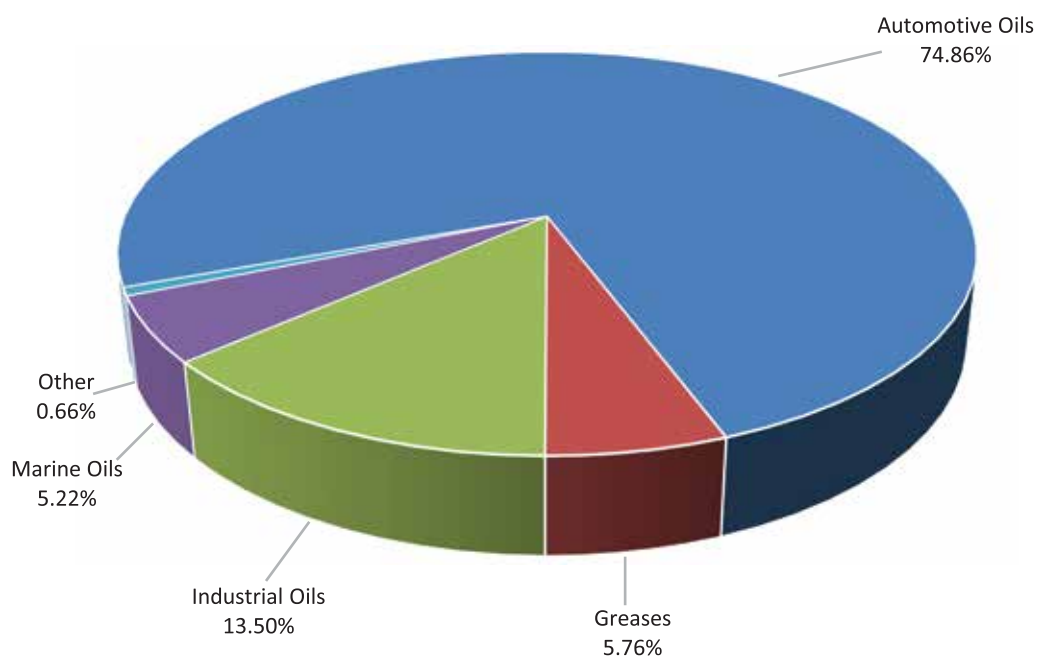


Figure 11 : Lubricant Sales Revenue by Type – 2018

Automotive oils held the highest sales revenue in 2018 which was 74.86%. Second highest value held by Industrial oils (13.5%).

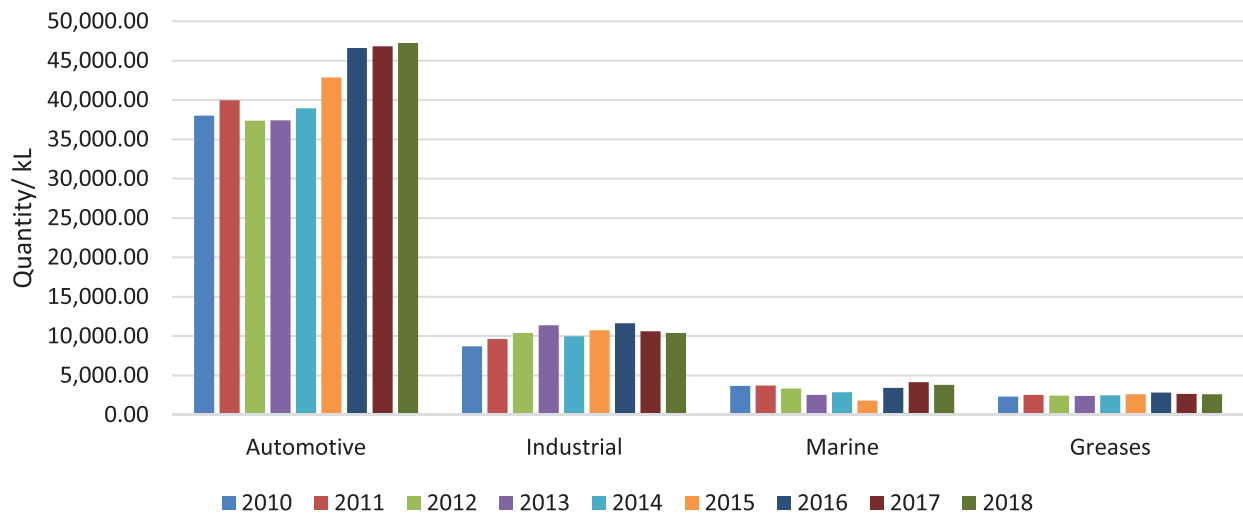


Figure 12 : Lubricant Sales Quantity by Type – 2010 to 2018



## AUTOMOTIVE LUBRICANT

Table 6 : Automotive Lubricant Sales Breakdown - 2018

Automotive Lubricant Breakdown	Quantity (kL)
Gasoline Engine Oils - Mu Iti Grade	4,327.30
Gasoline Engine Oils - Mono Grade	1,012.64
Diesel Engine Oils - Multi Grade	7,282.35
Diesel Engine Oils	16,019.69
Four Stroke Motor Cycle Oils - Mono Grade	10,616.29
Two Stroke Oils	4,432.44
Automotive Gear Oils	2,261.45
Automatic Transmission Fluids	891.39
Other	409.33
<b>Total</b>	<b>47,252.87</b>

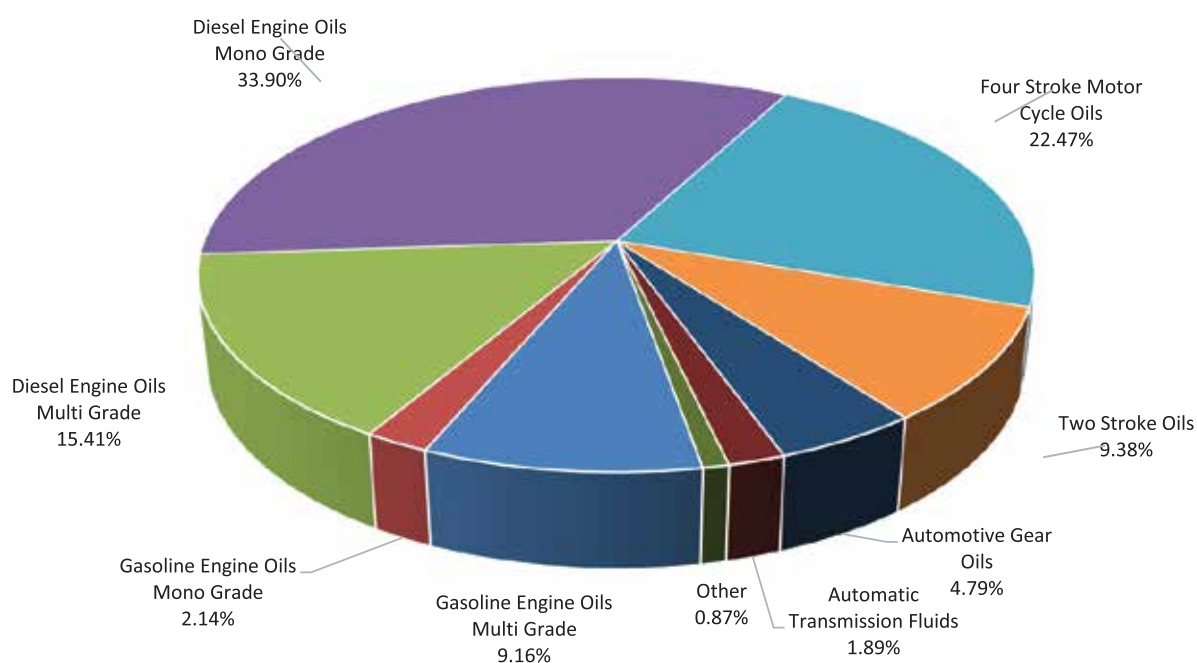


Figure 13 : Automotive Lubricant Sales (Quantity) Breakdown – 2018

Automotive Lubricant Sales (Quantity) Breakdown – 2018, Diesel Engine Oils- Mono Grade held the highest value which is 33.9%. Four Stroke Motor Cycle Oils held the second highest value of 22.47% and Diesel Engine Oils-Multi Grade held 15.41% in the year 2018.

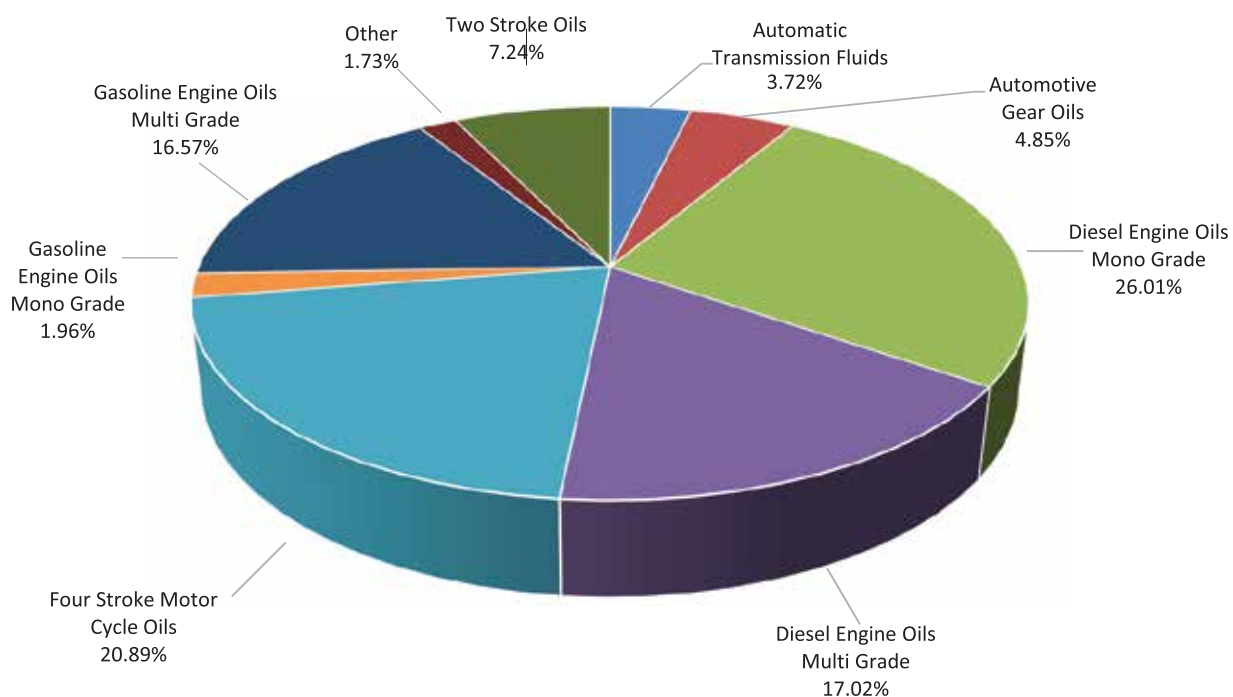


Figure 14 : Automotive Lubricant Sales (Revenue) Breakdown – 2018

Automotive Lubricant Sales (Revenue) Breakdown – 2018, Diesel Engine Oils- Mono Grade held the highest value which was 26.01% and second highest value held by Four Stroke Motor Cycle Oils which is 20.89%.



Table 7: Lubricant Sales (Synthetic) Quantity - 2018

Lubricant (synthetic)	Amount (kL)
Automotive Oils	497.98
Industrial Oils	81.69
Marine Oils	4.72
Greases	4.62
Other	0.04
<b>Total</b>	<b>589.05</b>

Table 8 : Lubricant Sales (Synthetic) Quantity by Company - 2018

Company	Lubricant Sales (Synthetic) - kL
Chevron Ceylon Limited	223.00
ExxonMobil Asia Pacific Pte. Limited	187.34
BP Middle East LLC	70.79
Valvoline LLC	49.74
Motul	22.47
Laugf s Holdings Limited	15.92
Shell Markets (Middle East) Limited	14.36
Toyota Tsusho Corporation	2.80
Total Oil India Private Limited	2.61
Indian Oil Corporation Limited	0.02
<b>Total</b>	<b>589.05</b>

## LUBRICANT SALES (SYNTHETIC)

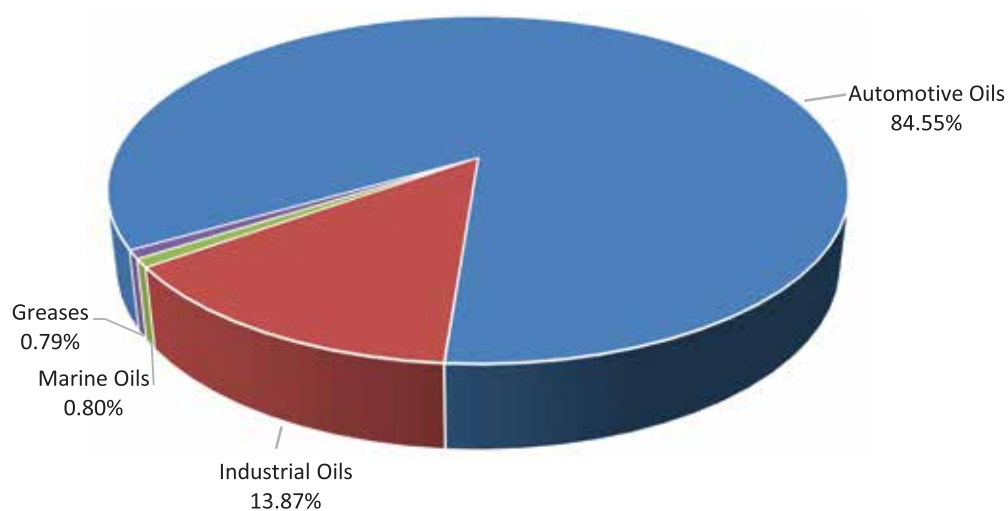


Figure 15: Synthetic Lubricant Sales Quantity by Type- 2018

Synthetic Lubricant Sales Quantity by Type- 2018, Automotive Oils seized 84.55%, Industrial Oils held 13.87% and Marine Oil held at 0.8%.



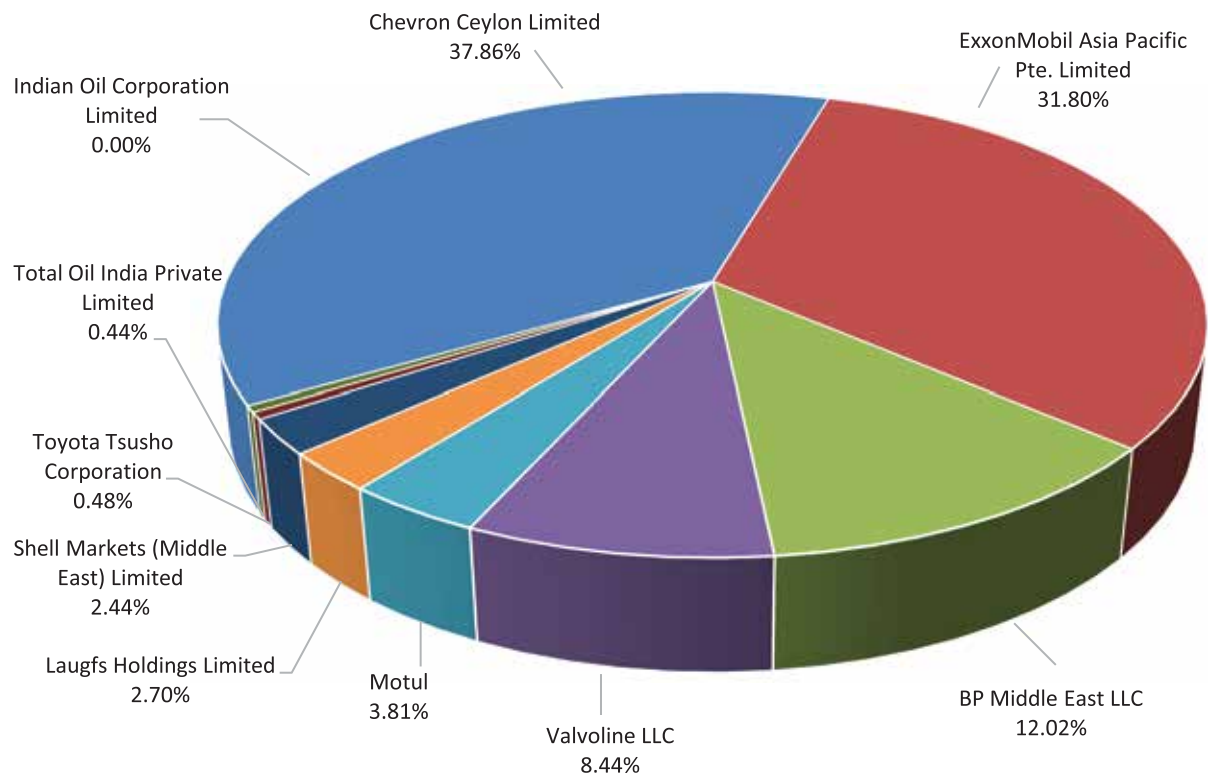


Figure 16 : Synthetic Lubricant Sales Quantity by Company- 2018

Synthetic Lubricant Sales Quantity by Company- 2018, Chevron Ceylon Limited held 37.86%, ExxonMobil Asia Pacific Pte. Limited held 31.8% and BP Middle East LLC held 12.02%.

## IMPORTS

During the year 2018, a total of 26,297.60 Kilo Liters of Lubricants were imported and its lubricant type wise breakdown is listed below.

Table 9 : Lubricant Imports Quantity - 2018

Lubricant	Amount (kL)
Automotive Oils	18,369.44
Industrial Oils	3,192.22
Marine Oils	2,066.52
Greases	2,427.45
Other	241.98
<b>Total</b>	<b>26,297.60</b>

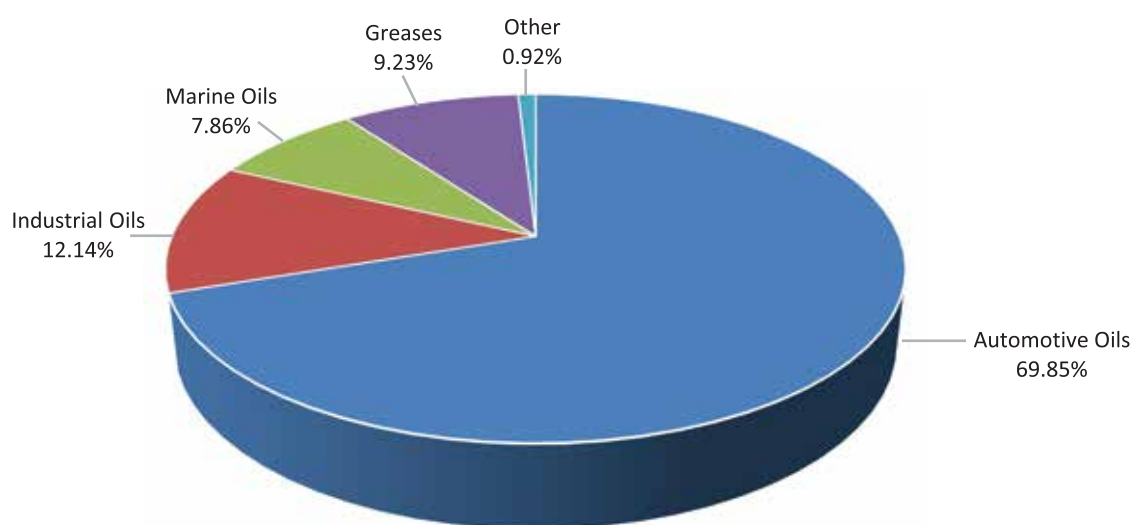


Figure 17 : Lubricant Imports Quantity by Type – 2018

Lubricant Imports Quantity by Type – 2018, Automotive Oils seized 69.85%, Industrial Oils held 12.14% and Greases seized 9.23%.

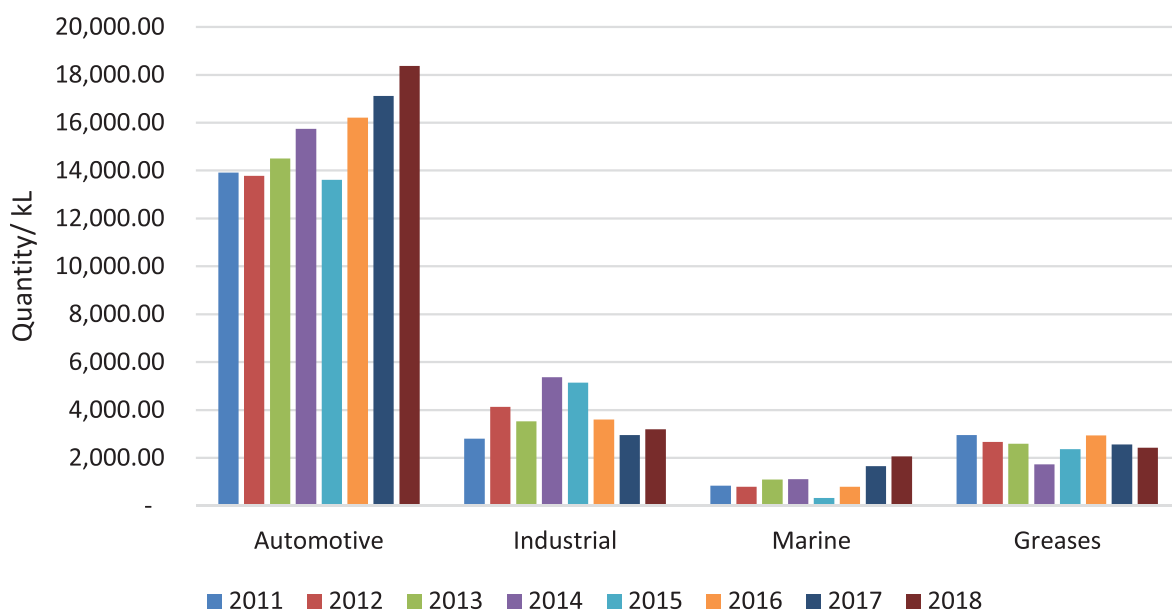


Figure 18: Lubricant Imports Quantity by Type - 2011 to 2018

Total imported quantities of base oil and additives are tabulated below

Table 10: Total base oil and additives - 2018

Company	Base Oils/kL	Additives/kL
Chevron Ceylon Limited	22,477.00	2,897.00
Indian Oil Corporation Limited	16,392.16	917.38
Laugfs Holdings Limited	4,999.78	484.09
<b>Total</b>	<b>43,868.94</b>	<b>4,298.48</b>

## EXPORTS

During the year 2018, a total of 4,442.3 Kilo Liters of Lubricants were exported to regional markets. Lubricant type wise and company wise Export quantities are tabulated below.

Table 11: Lubricant Exports Quantity - 2018

Lubricant	Amount (kL)
Automotive Oils	2,375.58
Industrial Oils	302.81
Marine Oils	1,527.27
Greases	29.65
<b>Total</b>	<b>4,442.31</b>

Table 12 :Lubricant Exports Quantity by Company - 2018

Company	Amount (kL)
Chevron Ceylon Limited	3,634.00
Indian Oil Corporation Limited	426.26
Shell Markets (Middle East) Limited	281.27
ExxonMobil Asia Pacific Pte. Limited	100.78
<b>Total</b>	<b>4,442.31</b>

## PRODUCTION

During year 2018, 44,110.99 kL of lubricants was produced (blended) locally. 62.08 % of that blending was carried out at the lube blending plant of Chevron Ceylon Limited, 25.44 % was produced at lube

blending plant belonging to Indian Oil Corporation Limited and remaining 12.47 % was produced by Laugfs Holdings Limited.

## LUBRICANT STANDARDS

The mandatory minimum quality standards for imported and blended lubricants and greases stipulated by the Government of Sri Lanka (GOSL), have been based on standards published by international organizations such as American Petroleum Institute (API), Japanese Automobile Standards Organization (JASO) etc.

Recently, Sri Lanka Standards Institute (SLSI) has published Sri Lanka standards for Gasoline Engine Lubricating Oil, Diesel Engine Lubricating Oil, Automotive Gear Oil, Four Stroke Motorcycle and general-purpose Greases and these are used as the currently applicable minimum standards. Sri Lankan Standards may be obtained from SLSI. Currently applicable minimum standards are given below.

Table 13 : Lubricant Standards

Type of Lubricant	Minimum Standard	Equivalent International Standard	Other Standards Above Minimum Standard
Gasoline Engine Oil	SLS 1374/2009	API SJ	API SL, API SM
Diesel Engine Oil	SLS 1373/2009	API CF	API CF -2, API CG -4, API CH -4, API CL -4, API CJ -4
Two Stroke Engine Oil	SLS 1446/2012	JASO FC	JASO FD
Four Stroke Motorcycle Engine Oil	SLS 1409/2011	API SG and JASO MA	API SL and JASO MA , API SM and JASO MA, API SL and JASO MA
Automotive Gear Oil	SLS 1396/2010	API GL 4	API GL 5, API GL 6
Automatic Transmission Oil	DEXRON IID, DEXRON III MERCON, ALLISON C4, JASO M315 Type Group A	DEXRON IID, DEXRON III MERCON, ALLISON C4, JASO M315 Type Group A	OEM Recommended Oils
Grease	SLS 1424/2011	NLGI LA	NLGI LB, NLGI GA, NLGI GB NLGI GC



## GOVERNMENT REVENUE

The GOSL receives income from the authorized parties by way of a bi-annual fixed and in some cases a variable registration fee, which is equivalent to 2.5 million Rupees or 0.75 % of total invoiced sales for that period, whichever is higher.

In 2018 the total recognized revenue to the Government is approximately LKR 211 million.

## MARKET ANALYSIS

Similar to year 2017, in year 2018 also, Sri Lankan Lubricant market has shown a negative volume growth. The said negative volume growth is 0.34 % when it is compared with the lubricant sales volume in year 2017. During the year 2018, 64,267 kL of lubricants worth of 27.34 LKR billion were sold which is 218 kL lesser than that of in year 2017. As per our last year market report, lubricant market of Sri Lanka had shown a slight negative growth of 0.15% with respect to the lubricant sales volume in year 2016 and during the year 2018, further continuation of the said negative growth can be observed.

All the other lubricant types (marine, industrial and grease) other than automotive lubricant have contributed for the said negative growth where automotive lubricant has shown 1% growth in year 2018 when it is compared with the 2017 figures. The said negative growths of industrial lubricant, marine lubricant and greases are 2%, 8% and 1% respectively.

In year 2018, Automotive lubricant sector holds 73.5 % (47,251 kL) of the lubricant market and which is 72.5 % (46,804 kL) in year 2017. As per the data from Department of Motor Traffic Sri Lanka, total vehicle population has grown by 6.6% in year 2018 and the total new registered vehicles has also gone up by 6.1% with respect to year 2017. The new car registration has shown a significant improvement from 39,182 in year 2017 to 80,742 in year 2018. But irrespective of all these above, the automotive lubricant sales (volume) have gone up only by 447 kL which is 1% growth when it is compared with the year 2017.

Generally, there is a proportional relationship between the vehicle population and the automotive lubricant sales volume. But Introduction of high mileage lubricants to the market and Gradual increment of market share of the new generation vehicles have a direct impact for the said relationship. Further, in the Lubricant Market Stakeholder Consultation which was held on 2018, there were number of representations were made with respect to lubricant grey market. With all these, its required to further analyze whether 1% growth of automotive lubricant sales volume actually reflects the real automotive oil requirement of the market which is arisen as the result of the growth of the vehicle population.

