



Lubricant Market Report

First Quarter - 2018

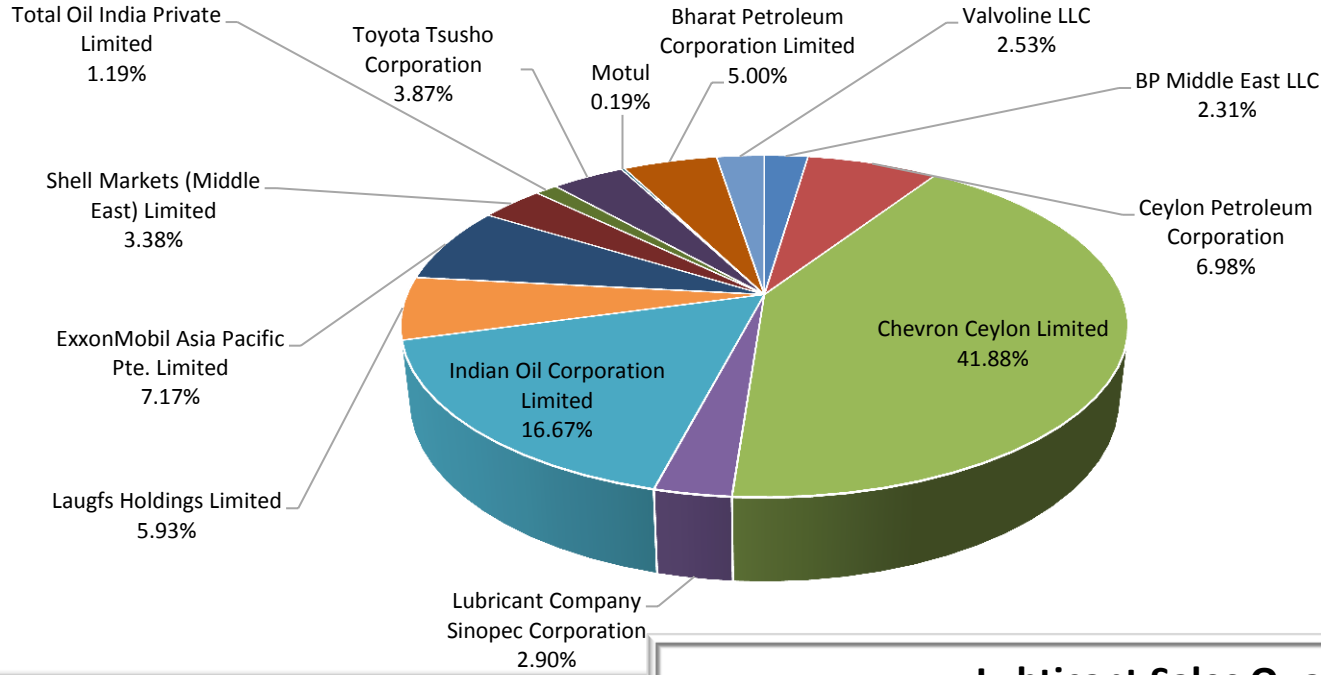
Public Utilities Commission of Sri Lanka

Shadow Regulator of the Lubricant Market

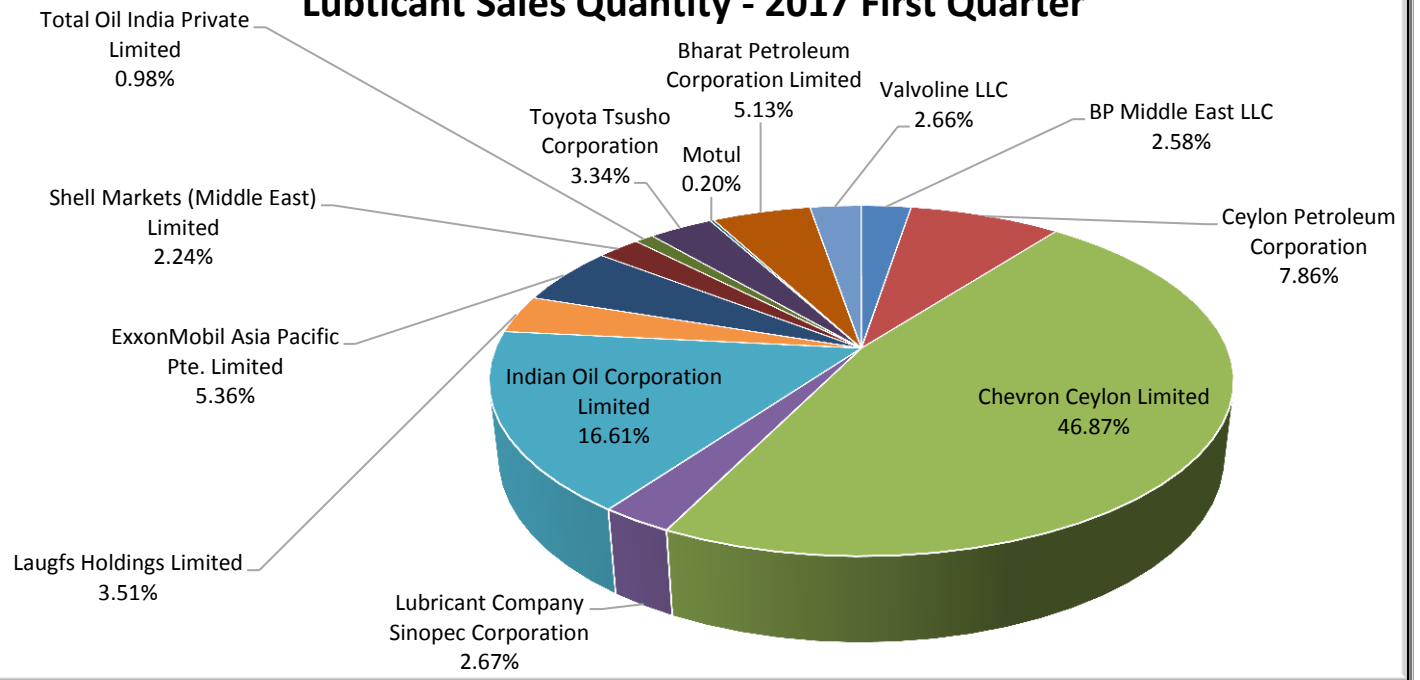
Company	QUARTERLY LUBRICANT SALES QUANTITY – FIRST QUARTER			
	2018 (Q1)		2017 (Q1)	
	kL	%	kL	%
Chevron Ceylon Limited	7,054.00	41.88	8,098.00	46.87
Indian Oil Corporation Limited	2,807.05	16.67	2,869.45	16.61
ExxonMobil Asia Pacific Pte. Limited	1,208.40	7.17	925.55	5.36
Ceylon Petroleum Corporation	1,175.80	6.98	1,358.40	7.86
Laugfs Holdings Limited	999.06	5.93	605.92	3.51
Bharat Petroleum Corporation Limited	842.00	5.00	886.00	5.13
Toyota Tsusho Corporation	651.87	3.87	577.00	3.34
Shell Markets (Middle East) Limited	568.75	3.38	387.34	2.24
Lubricant Company Sinopec Corporation	489.00	2.90	462.00	2.67
Valvoline LLC	426.28	2.53	459.07	2.66
BP Middle East LLC	389.84	2.31	446.06	2.58
Total Oil India Private Limited	199.73	1.19	168.78	0.98
Motul	31.34	0.19	34.43	0.20
Total	16,843.12	100.00	17,278.00	100.00

Company	ANNUAL LUBRICANT SALES QUANTITY					
	2017		2016		2015	
	kL	%	kL	%	kL	%
Chevron Ceylon Limited	25,721.00	39.89	29,251.30	45.29	27,585.20	47.58
Indian Oil Corporation Limited	10,969.60	17.01	10,590.26	16.40	8,618.00	14.86
Ceylon Petroleum Corporation	5,411.60	8.39	5,445.90	8.43	5,325.85	9.19
Laugfs Holdings Limited	4,949.56	7.68	3,419.59	5.29	2,858.29	4.93
ExxonMobil Asia Pacific Pte. Limited	3,534.70	5.48	3,105.96	4.81	2,857.62	4.93
Bharat Petroleum Corporation	3,452.00	5.35	3,710.27	5.74	2,951.40	5.09
Toyota Tsusho Corporation	2,110.00	3.27	1,911.99	2.96	1,483.16	2.56
Lubricant Company Sinopec	1,986.00	3.08	1,569.20	2.43	1,527.20	2.63
Valvoline LLC	1,949.84	3.02	1,869.49	2.89	1,300.16	2.24
Shell Markets (Middle East) Limited	1,898.34	2.94	1,290.11	2.00	1,412.93	2.44
BP Middle East LLC	1,639.54	2.54	1,693.26	2.62	1,519.11	2.62
Total Oil India Private Limited	720.89	1.12	593.12	0.92	479.26	0.83
Motul	141.91	0.22	134.88	0.21	59.93	0.10
Total	64,484.98	100.00	64,585.33	100.00	57,978.13	100.00

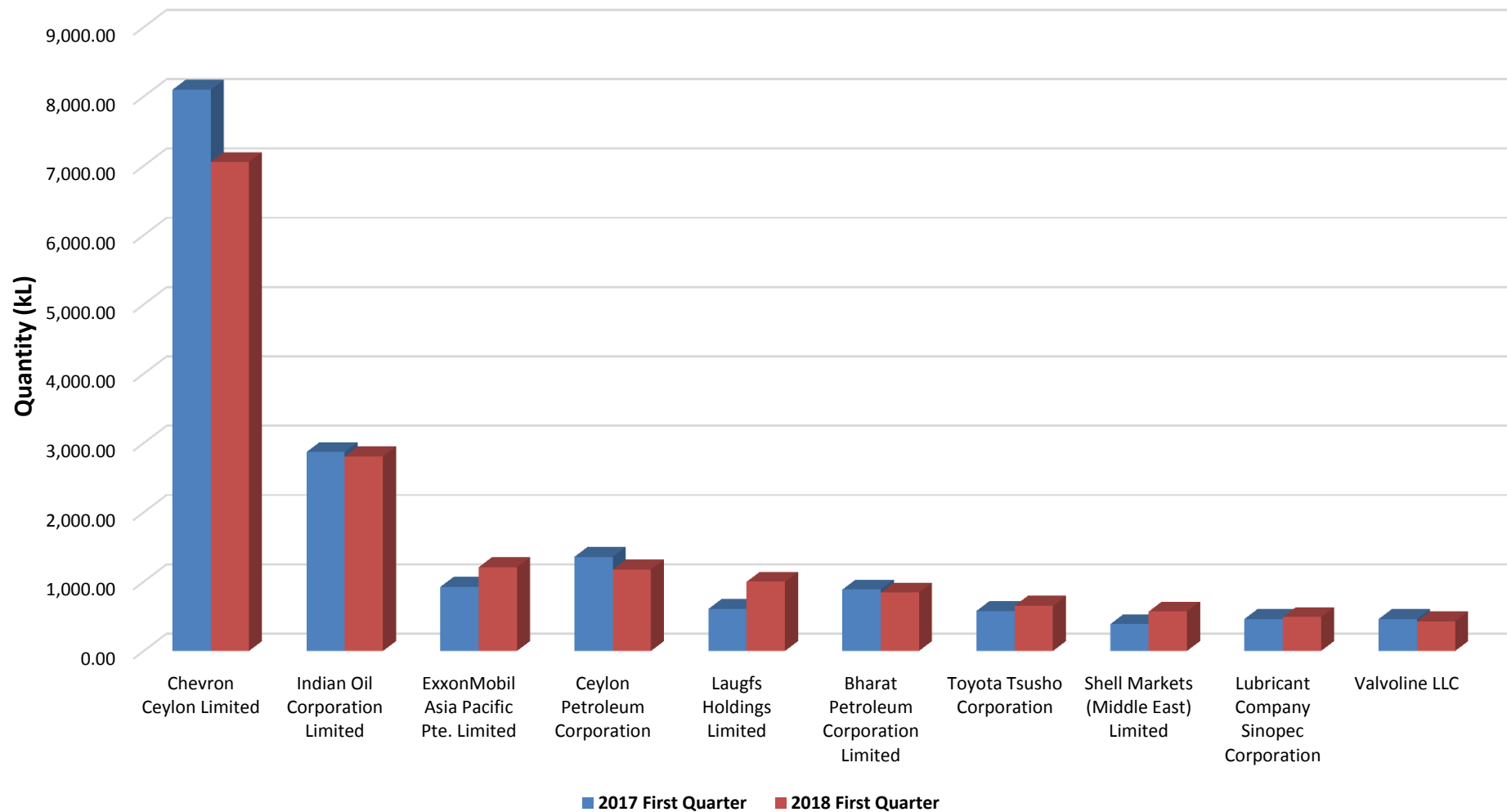
Lubricant Sales Quantity - 2018 First Quarter



Lubricant Sales Quantity - 2017 First Quarter



Lubricant Sale Quantity - First Quarter 2017/2018



Annual Lubricant Sales Quantity - 2017

